

# Our Products



## Ulrich Kossin

### HAHN Kunststoffe founder

Ulrich Kossin lived a fascinating life. At the age of seven, he and his family were expelled from their home in Silesia (now Poland) and had to rebuild their lives from scratch. Ulrich went on to build a company that became a leader in the world of recycled plastic.

Ulrich Kossin's career began as a self-employed tax consultant but his heart was in manufacturing. When Germany introduced new packaging regulations in 1991, Ulrich spotted an opportunity for recycled plastic. He took over part of a former air base in Hahn, near Frankfurt, and HAHN Kunststoffe was born.

The first 10 years were difficult. Turning waste plastic into something useful is an enormous technical challenge. Our early formulations seem a little primitive now but Ulrich and his dedicated team went on to develop hanit®, our world class raw material made of 100% recycled plastic.

Ulrich Kossin passed away in 2014 but HAHN Plastics stays true to its roots – diverting waste plastic from landfill to manufacture innovative, sustainable products of the highest quality.





# A PASSION FOR RECYCLING

Our goal is to be the world's leading manufacturer of recycled products from post-consumer plastics. Why? Because recycling is a vital step towards sustainability and a circular economy. Re-using plastic is essential if we want to stop wasting the earth's valuable resources.

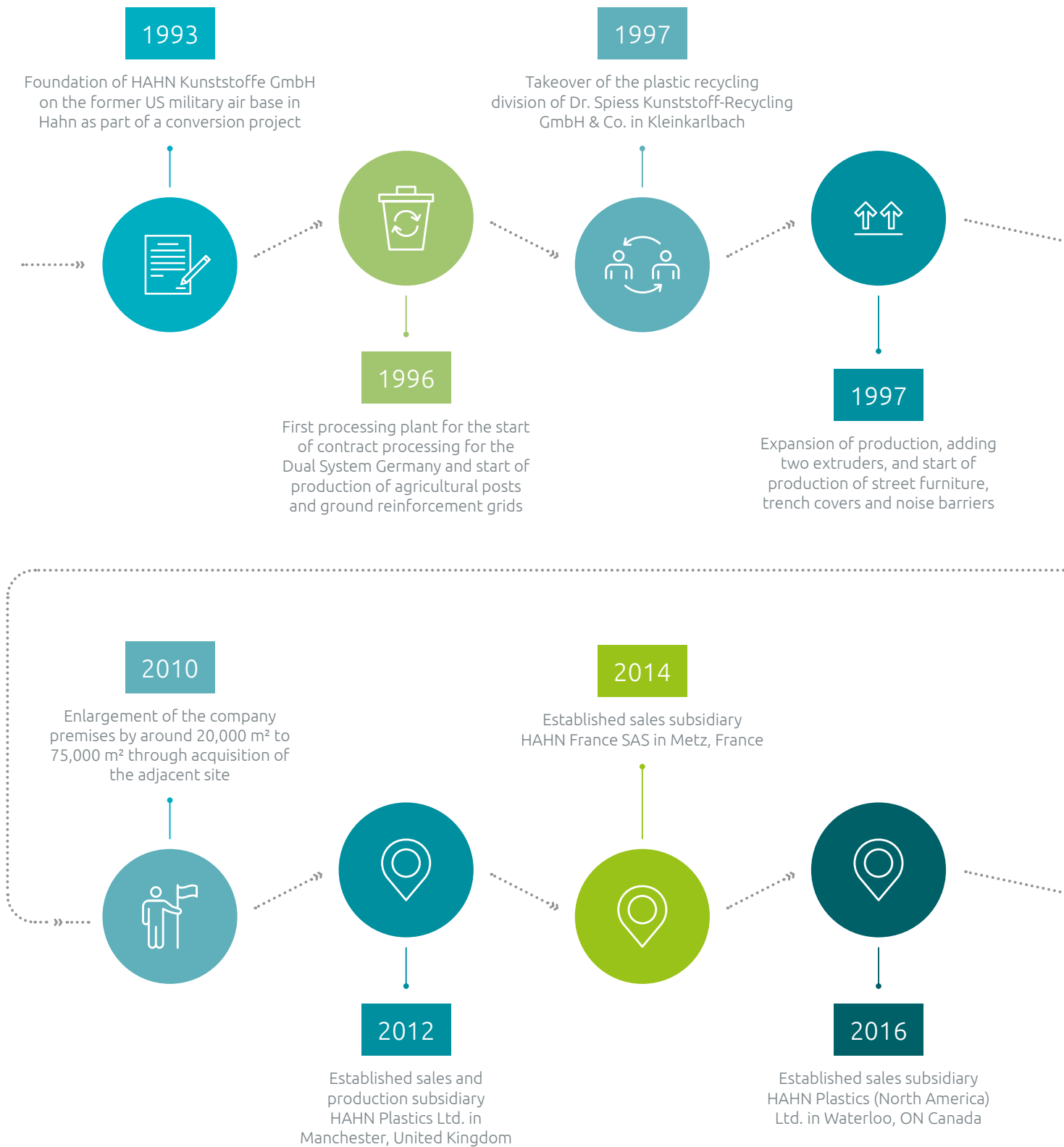
Instead of using new raw materials like crude oil, we use waste plastic. We've developed and refined our techniques to achieve maximum recycling rates.

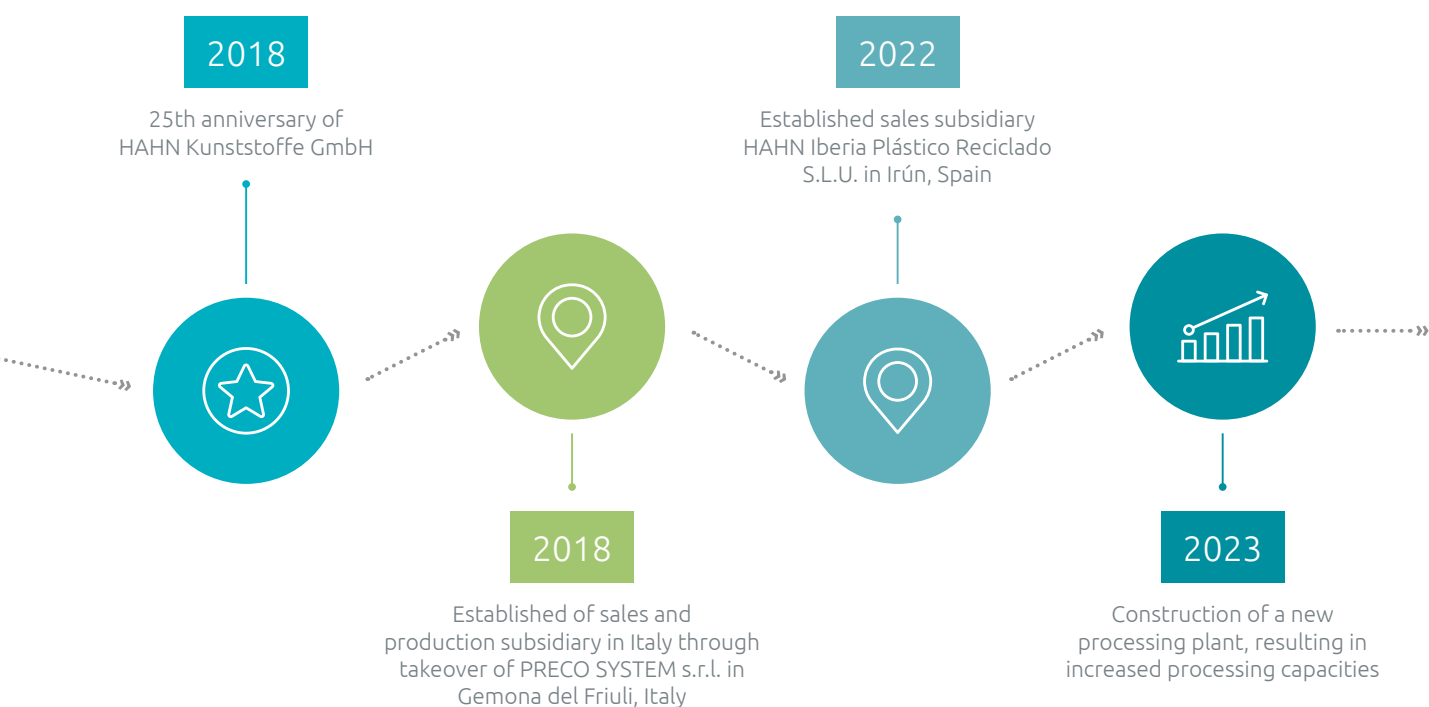
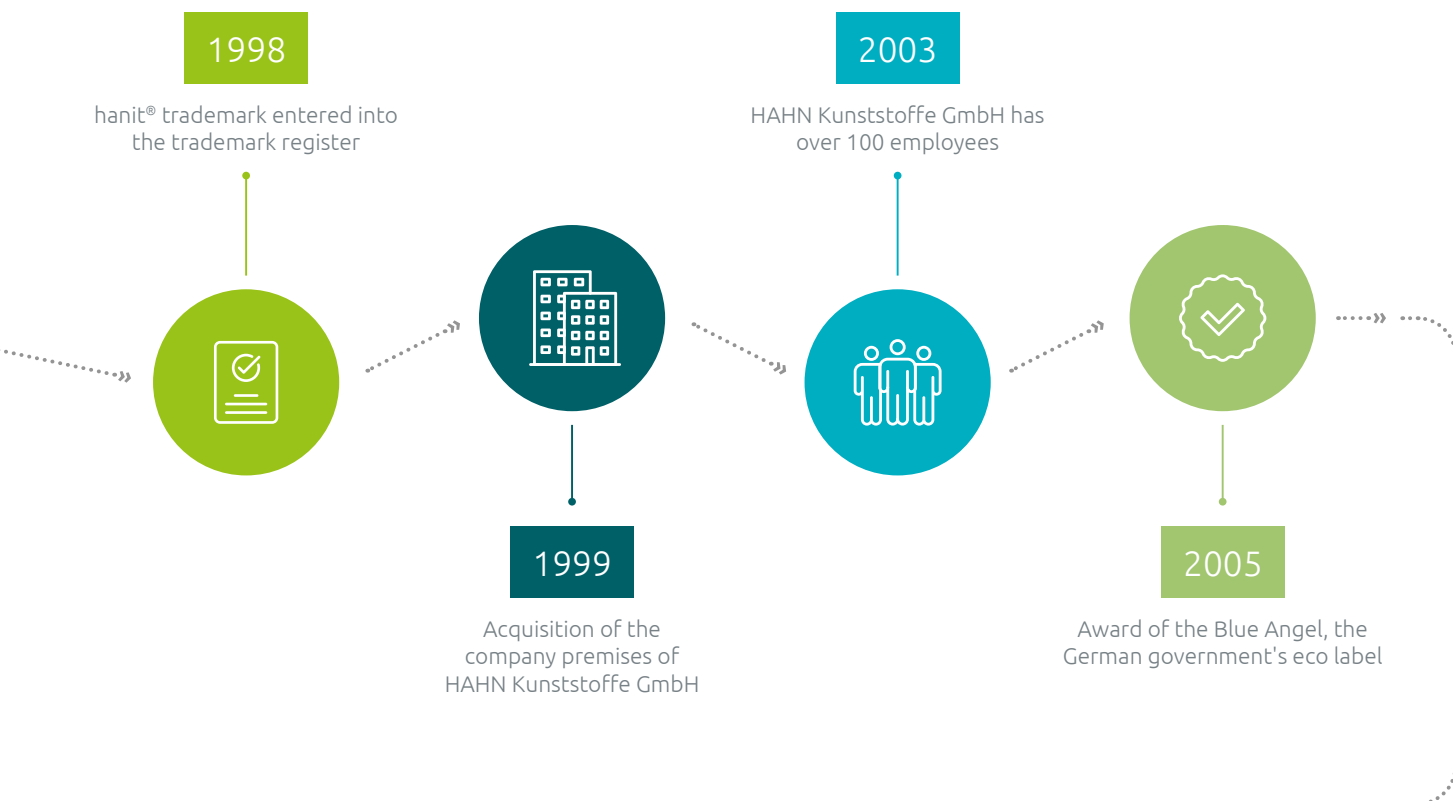
hanit® is a high-quality, long-life and sustainable material made from 100% recycled plastic. It's tough, durable, incredibly versatile and can outlast or outperform traditional materials like wood, steel or concrete. It's water, weather and UV-resistant and great for outdoor applications and high loads.

As well as being made out of 100% recycled plastic, hanit® itself is 100% recyclable. Once a product comes to the end of its life, it can be sent back and turned into new hanit® products. That's how hanit® helps to preserve natural resources for many years, and generations, to come.

# MILESTONES

## Our corporate history at a glance





# WORKING WITH hanit®

## Tips & tricks

hanit® has a huge variety of uses but it's often a simple replacement for traditional materials. It comes in conventional shapes and sizes and you don't need new skills or equipment. What's more, it's easier to store, lighter to handle and cheaper to transport.

As well as environmental benefits, there are financial savings too. Although hanit® may be more expensive than buying, for example, a wood fence, a hanit® fence will never rot or deteriorate. Its sheer durability means no more painting or re-treating and little or no maintenance costs. Imagine that.

### Special characteristics of recycled plastic

If you can work with wood, metal or concrete, you can work with hanit®. Same tools, same skills, same equipment but it's more than just a replacement. What we've seen from hanit® so far is just the start. It's infinitely adaptable for even the most innovative projects.

Whatever the project you're working on, there are a few things to bear in mind:

- » The surface of hanit® is closed but the core has a visibly different honeycomb-like structure. Exposing the core (e.g. by sawing or cutting) does not affect strength, stability or durability.
- » Processing hanit® often means additional tool wear. We recommend carbide-tipped tools.
- » Some hanit® products (e.g. bench boards) have metal reinforcement for increased rigidity. Avoid cutting reinforced products.
- » Just like working with wood, sawing, cutting and drilling hanit® can create plastic 'sawdust' aka swarf and chips. This should be collected and recycled or disposed of responsibly.



#### Nails

Hammers, nails and nail guns are not a problem for hanit®. Just bear in mind that penetrating the surface of hanit® is a little more difficult than wood. In our experience, it's better to use screws where possible and we suggest drilling pilot holes as the plastic is very dense, this is especially true of hanit® Ultra.



#### Downloads

Information about installation, assembly or processing hanit® can be found in the Downloads area of [hahnplastics.ca](https://hahnplastics.ca).



#### Pounding in posts

If hanit® is being driven into the ground, use a post pounder, pile driver or edge protector to avoid damaging the product.



#### Screws

When hanit® is being screwed down, drill a pilot hole slightly larger than the screw to allow for expansion and contraction.



#### Expansion

Temperature fluctuations can cause +/- 1.5% expansion/contraction so always plan carefully. For this reason, hanit® planks, boards or profiles shouldn't be press fitted.



#### Support distances

hanit® is generally less rigid than wood or metal. We recommend hanit® Ultra for spanning gaps and projects like decks and boardwalks.



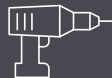
# TOOL SELECTION

hanit® is easy to work with



## Sawing & cutting

Use high-speed band saws or circular saws with slightly crossed teeth, preferably carbide-tipped. Remove shavings quickly to avoid smearing the product. Chainsaws can be used but not recommended for precision cutting.



## Drilling

Use drill bits with a helix angle of 20–30° and a point angle of 110–120°. Drilling creates friction and can cause localized melting. Take occasional pauses, especially when drilling deeper holes.



## Planing

Planes can be used with hanit®. The finish depends on the feed rate, cutting speed, clearance, cutting angle and the condition of the blade.



## Routing

The span cross-section should be as large as possible to keep frictional heat to a minimum. The depth of cut and feed rate should be high but the cutting speed low. We recommend routers with indexable carbide inserts.



## Angle grinders

Angle grinders are not suitable for cutting hanit® due to their high speed.



# RECYCLED PLASTIC PRODUCTS

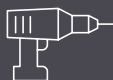
## hanit® – the sustainable solution

Most products designed for outdoor use have a weakness. If they're made of wood, metal or concrete and exposed to the elements, they'll deteriorate. Relentless exposure to rain, frost, hot weather and UV is a destructive cycle but not for hanit®. If you need a long-lasting, rot-free, low-maintenance and sustainable alternative, look no further.



### Durability

hanit® is weather-resistant, rot-free, water-repellent and resistant to UV, acid, alkaline, oil, sand and salt. It's a reliable outdoor all-rounder that's long-lasting, durable and very low-maintenance.



### Low-maintenance

Throw away the paintbrush, put down the tool kit and save yourself time and money. Routine maintenance is a thing of the past because hanit® doesn't deteriorate like wood, concrete or steel. It's hard-wearing and weather-resistant right out of the box and all through its lifetime.



### Shatterproof

hanit® doesn't shatter. This means there's a lower risk of injury when being worked with and fewer repairs once installed. If you're building a deck or boardwalk, you can go barefoot without splinters!



### Innovative

hanit® is an easy replacement for wood, metal and concrete but it can also go way beyond traditional materials. hanit® can be adapted in extraordinary ways and for unique projects – creative minds welcome!



### Eco-friendly

Most of our products meet or exceed environmental, health and performance standards. hanit® is free from toxins and harmful substances, it meets the same safety standards that apply to children's toys.



### If you can work with wood...

...you can work with hanit®. Drilling, sawing and screwing are no problem. Think of hanit® as synthetic wood and use the same tools, skills and techniques.



### 100% recycled plastic

hanit® is 100% waste plastic. It doesn't contain any virgin plastic or need any new fossil fuel-based raw material. What's more, hanit® is 100% recyclable.



### Lightweight

hanit® can outperform an equivalent concrete product while weighing less than a third. This makes hanit® much easier to store, cheaper transport and a breeze to work with on-site. It also doesn't crack when dropped so there's far less accidental damage.



### Cost-effective

hanit® is incredibly tough and durable. It remains looking good for many, many years and is easily cleaned with nothing more than soap and water. Over time, this means less money spent on repairs, replacements or cleaning solutions. Most products even come with a 20-year warranty.



### Easier all round

Whether it's walls, borders or slope reinforcement, hanit® projects don't usually need heavy machinery or expensive equipment rental. Even our large L-stones and beams can be moved around easily and positioned precisely.



# LET'S TALK ABOUT RECYCLING

Some people remain skeptical about recycling. Maybe they feel it won't make a difference or maybe they don't care? Who knows?

The truth is recycling is an essential part of a sustainable future.

This is how it works at HAHN Kunststoffe in Germany:

## THE RECYCLING LOOP – YOUR ROLE

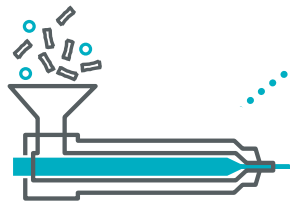
Everyone can help the environment by recycling their plastic. Here are a few tips:

- » Dispose of your plastic in designated bins or containers
- » Plastic cups do not need to be washed. If a cup is very dirty, a quick rinse is enough
- » Remove things like aluminum lids
- » Don't stack plastic packaging on top of or into each other. This makes it harder to sort and separate.



This is how our products are made.

At the end of their life, our products can be recycled and the process starts again.



The pellets are melted, sometimes colored, and injected into molds.



It all begins in private households. That's where waste gets sorted into separate recycling bins...



... or designated, color-coded bags.



The contents of the bins and bags are taken to sorting facilities.



That's where the waste is separated by material (such as metal or plastic). Unsuitable leftover material is sorted out.



The bales are processed into pellets – the basis for hanit®.



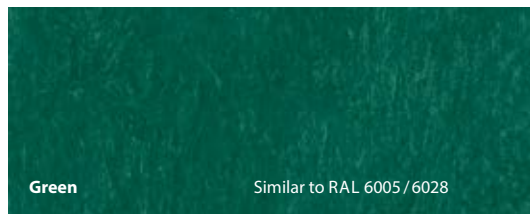
The plastic waste is baled and delivered to HAHN.

# COLOR RANGE OF hanit®

The raw, untreated color of hanit® is gray but we offer a range of colors.

## IMPORTANT NOTE ABOUT OUR COLORS

- » hanit® is made from 100% waste plastic so variations of color and appearance can occur. For this reason, color tiles are only a guide. We cannot accept returns based on variations in color or surface finish.
- » Gray hanit® products are simply uncolored recycled plastic. The shade of gray depends on the mix of waste plastics. As a result, color variations are more noticeable in gray (uncolored) products.
- » We never color hanit® by coating or painting the surface. The whole product is colored. For example, black on the outside means black on the inside.
- » hanit® colors are muted and tasteful to emphasize the character of the product and be appropriate for their intended surroundings.
- » Colors can fade over time but this only affects the surface color. It doesn't damage the strength or durability of hanit®. For this reason, color changes are not covered by our 20-year warranty.









# HOW TO USE THIS CATALOGUE

All our listings use the following symbols to help you choose the right hanit® product for your application.



**MATERIALS**



**BUILDING TECHNOLOGY**



**HORTICULTURE & LANDSCAPING**



**ROAD CONSTRUCTION**



**AGRICULTURE**



**EVENTS**



**DOCK & HARBOR CONSTRUCTION**

Size/ model

Item typically in stock

Length

Available color  
for the size/model

Weight<sup>1</sup> per piece

New item number,  
valid from 01.01.2023

Pieces per packaging unit<sup>2</sup>

Old item number

| 1 3/8" x 5 3/8" |               |                 |       |                |   |                |
|-----------------|---------------|-----------------|-------|----------------|---|----------------|
| Length<br>ft/in | Weight<br>lbs | Qty/Pal<br>pcs. | Color | Item No<br>OLD |   | Item No<br>NEW |
| 2' 7 1/2"       | 7.9           | 180             | Gray  | BG 3513 080    | → | 2 500 074      |
|                 |               |                 | Brown | BB 3513 080    | → | 2 500 032      |
| 4' 7"           | 13.9          | 120             | Gray  | BG 3513 140    | → | 2 500 109      |
|                 |               |                 | Brown | BB 3513 140    | → | 2 500 115      |
| 6' 7"           | 19.8          | 120             | Gray  | BG 3513 200    | → | 2 500 106      |
|                 |               |                 | Brown | BB 3513 200    | → | 2 500 116      |
| 9' 2"           | 27.8          | 120             | Gray  | BG 3513 280    | → | ⚡ 2 500 097    |
|                 |               |                 | Brown | BB 3513 280    | → | ⚡ 2 500 114    |

<sup>1</sup> As hanit® is a recycled product, weight can vary slightly.

<sup>2</sup> Packaging units are only meant as a helpful guide. They are not order specifications.

<sup>3</sup> We will be pleased to prepare a freight quote for you.



# CONTENT

|  |   |
|--|---|
| <b>01 BUILDING AND CONSTRUCTION .....</b>        | <b>PAGE 14</b>                              |
| » Palisades & Edging                             | » Beams & Square Profiles                   |
| » L-Stones                                       | » Boards & Sheets                           |
| <br><b>02 FENCING AND BARRIERS .....</b>         | <br><b>PAGE 40</b>                          |
| » Posts  | » Bollards                                  |
| » Fence & Paddock Construction                   | » Barriers & Privacy Fences                 |
| <br><b>03 GROUNDWORK AND SURFACES .....</b>      | <br><b>PAGE 64</b>                          |
| » Footpath Planks & Piles                        | » Decking                                   |
| » Paddock Slabs & Eco Slabs                      | » Ground Reinforcement                      |
| <br><b>04 OUTDOOR SPACES AND FURNITURE .....</b> | <br><b>PAGE 78</b>                          |
| » Benches & Tables                               | » Sets & Round Benches                      |
| » Senior's & Youth Benches                       | » Bench Boards & Accessories                |
| » Planters & Raised Beds                         | » Litter Bins & Composters                  |
| <br><b>05 PLAYGROUND FURNITURE .....</b>         | <br><b>PAGE 120</b>                         |
| » Children's Benches & Children's Tables         | » Sandboxes                                 |
| » Children's Raised Beds                         | » Mud Tables                                |
| <br><b>APPENDIX .....</b>                        | <br><b>PAGE 134</b>                         |
| » Index  | » Terms and Conditions of Sale and Delivery |



## BUILDING AND CONSTRUCTION

...it lasts and lasts and lasts.

On paper, building is easy. Real life is a little more complicated but it helps to use quality materials that are durable, easy to work with and available in a variety of shapes and sizes. If they're also weatherproof, rot-free, splinter-free and maintenance-free, it can really pay off in the long-run.

HAHN sheets, fences, decking and boards offer an excellent price to quality ratio. In like-for-like comparisons, hanit® out-performs wood, steel and concrete. As our Blue Angel Award goes to show, hanit® is water-neutral, non-toxic and environmentally-friendly.

- » Splinter-free
- » Low risk of injury
- » Rot-free
- » Made without additives
- » Lighter than concrete
- » Simple processing – similar to wood
- » Maintenance-free

**PLAYGROUNDS****FENCES****EDGING****SHELTER FASCIA****Palisades**

- » Ogee palisades, hollow profile ..... *p. 16–18*
- » Ogee palisades, solid profile ..... *p. 16–18*
- » Round palisades, hollow profile ..... *p. 20–21*
- » Round palisades, solid profile ..... *p. 20–21*
- » Rectangular palisades, hollow profile ... *p. 22–23*

**Boundaries & building materials**

- » L-stone ..... *p. 24*
- » L-Stone corner ..... *p. 25*
- » Beams ..... *p. 26–27*
- » Beams with radius edges ..... *p. 27*
- » Grass edging ..... *p. 27*
- » Boundary stone ..... *p. 27*
- » Garden edging ..... *p. 28*
- » Square profiles ..... *p. 29–30*
- » hanit® Ultra square profiles ..... *p. 31*

**Slabs**

- » Standard sheet ..... *p. 32*
- » Foundation pad ..... *p. 32*
- » Amphibian guard / bank reinforcement ..... *p. 33*
- » Burrowing barrier ..... *p. 33*

**Boards**

- » Board profiles standard ..... *p. 34–35*
- » hanit® Ultra board profiles ..... *p. 36*
- » Board profile with tongue and groove ..... *p. 37*
- » Board profiles with tongue and groove,  
reinforced ..... *p. 37*
- » hanit® Ultra board profiles with tongue  
and groove ..... *p. 38*
- » Board profiles standard, reinforced ..... *p. 38*
- » Stall boards ..... *p. 39*






# OGEE PALISADE

Solid or hollow profile

## Colors



### Ø 4 3/8", hollow profile

| Length<br>ft/in | Weight<br>lbs | Qty/Pal<br>pcs. | Color | Item No<br>OLD |   | Item No<br>NEW |
|-----------------|---------------|-----------------|-------|----------------|---|----------------|
| 23 5/8"         | 7.3           | 125             | Gray  | HHG 110 060    | → | 1 000 152      |
|                 |               |                 | Brown | HHB 110 060    | → | 1 000 156      |
| 2' 7 1/2"       | 9.5           | 90              | Gray  | HHG 110 080    | → | 1 000 153      |
|                 |               |                 | Brown | HHB 110 080    | → | 1 000 157      |
| 3' 3 3/8"       | 11.9          | 100             | Gray  | HHG 110 100    | → | 1 000 154      |
|                 |               |                 | Brown | HHB 110 100    | → | 1 000 158      |

### Ø 4 3/8", solid profile

| Length<br>ft/in | Weight<br>lbs | Qty/Pal<br>pcs. | Color | Item No<br>OLD |   | Item No<br>NEW |
|-----------------|---------------|-----------------|-------|----------------|---|----------------|
| 3' 11 1/4"      | 21.8          | 70              | Gray  | HG 110 120     | → | 1 000 062      |
|                 |               |                 | Brown | HB 110 120     | → | 1 000 015      |
| 5' 11"          | 32.8          | 70              | Gray  | HG 110 180     | → | 1 000 065      |
|                 |               |                 | Brown | HB 110 180     | → | 1 000 018      |

### Ø 5 1/8", hollow profile

| Length<br>ft/in | Weight<br>lbs | Qty/Pal<br>pcs. | Color | Item No<br>OLD |   | Item No<br>NEW |
|-----------------|---------------|-----------------|-------|----------------|---|----------------|
| 23 5/8"         | 8.8           | 72              | Gray  | HHG 130 060    | → | 1 000 160      |
|                 |               |                 | Brown | HHB 130 060    | → | 1 000 164      |
| 2' 7 1/2"       | 11.7          | 54              | Gray  | HHG 130 080    | → | 1 000 161      |
|                 |               |                 | Brown | HHB 130 080    | → | 1 000 165      |
| 3' 3 3/8"       | 14.6          | 54              | Gray  | HHG 130 100    | → | 1 000 162      |
|                 |               |                 | Brown | HHB 130 100    | → | 1 000 166      |

### Ø 5 1/8", solid profile

| Length<br>ft/in | Weight<br>lbs | Qty/Pal<br>pcs. | Color | Item No<br>OLD |   | Item No<br>NEW |
|-----------------|---------------|-----------------|-------|----------------|---|----------------|
| 3' 11 1/4"      | 30.4          | 36              | Gray  | HG 130 120     | → | 1 000 070      |
|                 |               |                 | Brown | HB 130 120     | → | 1 000 023      |
| 4' 11"          | 38.1          | 36              | Gray  | HG 130 150     | → | 1 000 071      |
|                 |               |                 | Brown | HB 130 150     | → | 1 000 024      |
| 5' 11"          | 45.6          | 36              | Gray  | HG 130 180     | → | 1 000 072      |
|                 |               |                 | Brown | HB 130 180     | → | 1 000 025      |

## PRODUCT INFO

- » Bevelled top
  - » Hollow versions available for selected palisades
  - » Black available in Select sizes
  - » Slope reinforcement
- Note: Not all palisade sizes are suitable for ground retention. Contact HAHN for details.



## HOLLOW PROFILE ADVANTAGES

The load capacity of the hollow palisades differs only slightly from solid palisades. Conversely, hollow profiles have several advantages:

- » Lower cost due to less material used
- » Lower weight = lower transport costs
- » Lower weight makes installation easier





| Ø 6¼", hollow profile |               |                 |               |                            |                | ○ ○                    |
|-----------------------|---------------|-----------------|---------------|----------------------------|----------------|------------------------|
| Length<br>ft/in       | Weight<br>lbs | Qty/Pal<br>pcs. | Color         | Item No<br>OLD             | Item No<br>NEW |                        |
| 23 5/8"               | 13.7          | 60              | Gray<br>Brown | HHG 160 060<br>HHB 160 060 | →<br>→         | 1 000 179<br>1 000 175 |
| 2' 7½"                | 18.1          | 42              | Gray<br>Brown | HHG 160 080<br>HHB 160 080 | →<br>→         | 1 000 180<br>1 000 176 |
| 3' 3 3/8"             | 22.5          | 42              | Gray<br>Brown | HHG 160 100<br>HHB 160 100 | →<br>→         | 1 000 181<br>1 000 177 |

| Ø 6¼", solid profile |               |                 |               |                          |                | ○ ○                    |
|----------------------|---------------|-----------------|---------------|--------------------------|----------------|------------------------|
| Length<br>ft/in      | Weight<br>lbs | Qty/Pal<br>pcs. | Color         | Item No<br>OLD           | Item No<br>NEW |                        |
| 3' 11¼"              | 46.1          | 30              | Gray<br>Brown | HG 160 120<br>HB 160 120 | →<br>→         | 1 000 084<br>1 000 037 |
| 4' 11"               | 57.5          | 30              | Gray<br>Brown | HG 160 150<br>HB 160 150 | →<br>→         | 1 000 085<br>1 000 038 |
| 5' 11"               | 69.0          | 30              | Gray<br>Brown | HG 160 180<br>HB 160 180 | →<br>→         | 1 000 086<br>1 000 039 |

### REQUIREMENT PER 3' 3"



#### Ø 4 3/8"

- » Slump (S): approx. 3 3/4"
- » Required quantity (B): approx. 10.5
- » Fillet angle: approx. 60°

#### Ø 5 1/8"

- » Slump (S): approx. 4 3/8"
- » Required quantity (B): approx. 9.0
- » Fillet angle: approx. 60°

#### Ø 6 1/4"



- » Slump (S): approx. 5 3/8"
- » Required quantity (B): approx. 7.5
- » Fillet angle: approx. 60°



#### Ø 7 3/4"

- » Slump (S): approx. 4 1/8"
- » Required quantity (B): approx. 6.5
- » Fillet angle: approx. 80°





| Ø 7¾", hollow profile |               |                 |               |                |   |  |  |
|-----------------------|---------------|-----------------|---------------|----------------|---|---|---|
| Length<br>ft/in       | Weight<br>lbs | Qty/Pal<br>pcs. | Color         | Item No<br>OLD |   | Item No<br>NEW  |   |
| 23 5/8"               | 19.8          | 32              | Gray<br>Brown | HHG 200 060    | → | 1 000 146   |   |
|                       |               |                 |               | HHB 200 060    | → | 1 000 135   |   |
| 2' 7 1/2"             | 26.2          | 24              | Gray<br>Brown | HHG 200 080    | → | 1 000 145   |   |
|                       |               |                 |               | HHB 200 080    | → | 1 000 140   |   |
| 3' 3 3/8"             | 33.3          | 24              | Gray<br>Brown | HHG 200 100    | → | 1 000 134   |   |
|                       |               |                 |               | HHB 200 100    | → | 1 000 141   |   |

| Ø 7¾", solid profile |               |                 |               |                |   |  |  |
|----------------------|---------------|-----------------|---------------|----------------|---|---|---|
| Length<br>ft/in      | Weight<br>lbs | Qty/Pal<br>pcs. | Color         | Item No<br>OLD |   | Item No<br>NEW  |   |
| 6' 7"                | 115.1         | 16              | Gray<br>Brown | HG 200 200     | → | 1 000 093   |   |
|                      |               |                 |               | HB 200 200     | → | 1 000 046   |   |



TIPS & TRICKS


Please refer to the installation recommendations and the corresponding data sheet. These can be found on our website [www.hahnplastics.ca](http://www.hahnplastics.ca) and can be downloaded from the selected product page.

For vertical installations, approx. 1/3 of the palisade length should go into the ground. Bear this in mind when choosing palisade length for your project.

For horizontal ogee palisade installations, simply peg to the ground – making sure to pre-drill and countersink the palisade.












# ROUND PALISADE

Solid or hollow profile



Colors



| Ø 3 3/8", hollow profile |               |                 |       |                |                | ○● |
|--------------------------|---------------|-----------------|-------|----------------|----------------|----|
| Length<br>ft/in          | Weight<br>lbs | Qty/Pal<br>pcs. | Color | Item No<br>OLD | Item No<br>NEW |    |
| 23 5/8"                  | 6.4           | 66              | Gray  | PHG 100 060    | → 1 100 237    |    |
|                          |               |                 | Brown | PHB 100 060    | → 1 100 219    |    |
| 2' 7 1/2"                | 8.4           | 53              | Gray  | PHG 100 080    | → 1 100 238    |    |
|                          |               |                 | Brown | PHB 100 080    | → 1 100 220    |    |
| 3' 3 3/8"                | 10.4          | 53              | Gray  | PHG 100 100    | → 1 100 239    |    |
|                          |               |                 | Brown | PHB 100 100    | → 1 100 221    |    |

| Ø 3 3/8", solid profile |               |                 |       |                |                | ○● |
|-------------------------|---------------|-----------------|-------|----------------|----------------|----|
| Length<br>ft/in         | Weight<br>lbs | Qty/Pal<br>pcs. | Color | Item No<br>OLD | Item No<br>NEW |    |
| 4' 1"                   | 20.1          | 33              | Gray  | PG 100 125     | → 1 100 099    |    |
|                         |               |                 | Brown | PB 100 125     | → 1 100 043    |    |
| 4' 11"                  | 24.3          | 33              | Gray  | PG 100 150     | → 1 100 100    |    |
|                         |               |                 | Brown | PB 100 150     | → 1 100 044    |    |
| 5' 9"                   | 28.2          | 33              | Gray  | PG 100 175     | → 1 100 101    |    |
|                         |               |                 | Brown | PB 100 175     | → 1 100 045    |    |
| 6' 7"                   | 32.2          | 33              | Gray  | PG 100 200     | → 1 100 102    |    |
|                         |               |                 | Brown | PB 100 200     | → 1 100 046    |    |

## PRODUCT INFO

- » Bevelled top
- » Hollow versions available for selected palisades
- » Slope reinforcement  
Note: Not all palisade sizes are suitable for slope reinforcement. Contact HAHN for details.



| Ø 4 3/4", hollow profile |               |                 |       |                |                | ○● |
|--------------------------|---------------|-----------------|-------|----------------|----------------|----|
| Length<br>ft/in          | Weight<br>lbs | Qty/Pal<br>pcs. | Color | Item No<br>OLD | Item No<br>NEW |    |
| 23 5/8"                  | 8.2           | 56              | Gray  | PHG 120 060    | → 1 100 241    |    |
|                          |               |                 | Brown | PHB 120 060    | → 1 100 223    |    |
| 2' 7 1/2"                | 10.8          | 43              | Gray  | PHG 120 080    | → 1 100 242    |    |
|                          |               |                 | Brown | PHB 120 080    | → 1 100 224    |    |
| 3' 3 3/8"                | 13.2          | 43              | Gray  | PHG 120 100    | → 1 100 243    |    |
|                          |               |                 | Brown | PHB 120 100    | → 1 100 225    |    |

| Ø 4 3/4", solid profile |               |                 |       |                |                | ○● |
|-------------------------|---------------|-----------------|-------|----------------|----------------|----|
| Length<br>ft/in         | Weight<br>lbs | Qty/Pal<br>pcs. | Color | Item No<br>OLD | Item No<br>NEW |    |
| 4' 1"                   | 28.9          | 28              | Gray  | PG 120 125     | → 1 100 110    |    |
|                         |               |                 | Brown | PB 120 125     | → 1 100 054    |    |
| 4' 11"                  | 34.8          | 28              | Gray  | PG 120 150     | → 1 100 111    |    |
|                         |               |                 | Brown | PB 120 150     | → 1 100 055    |    |
| 5' 9"                   | 40.6          | 28              | Gray  | PG 120 175     | → 1 100 112    |    |
|                         |               |                 | Brown | PB 120 175     | → 1 100 056    |    |
| 6' 7"                   | 46.3          | 28              | Gray  | PG 120 200     | → 1 100 113    |    |
|                         |               |                 | Brown | PB 120 200     | → 1 100 057    |    |
| 7' 4 1/2"               | 52.2          | 28              | Gray  | PG 120 225     | → 1 100 114    |    |
|                         |               |                 | Brown | PB 120 225     | → 1 100 058    |    |
| 8' 2"                   | 58.0          | 28              | Gray  | PG 120 250     | → 1 100 115    |    |
|                         |               |                 | Brown | PB 120 250     | → 1 100 059    |    |
| 9' 2"                   | 65.0          | 28              | Gray  | PG 120 280     | → 1 100 116    |    |
|                         |               |                 | Brown | PB 120 280     | → 1 100 060    |    |

## HOLLOW PROFILE ADVANTAGES

The load capacity of the hollow palisades differs only slightly from solid palisades. Conversely, hollow profiles have several advantages:

- » Lower cost, due to less material used
- » Lower weight = lower transport costs
- » Lower weight makes installation easier



| Ø 6", hollow profile |               |                 |       |                |                | ○ ● |
|----------------------|---------------|-----------------|-------|----------------|----------------|-----|
| Length<br>ft/in      | Weight<br>lbs | Qty/Pal<br>pcs. | Color | Item No<br>OLD | Item No<br>NEW |     |
| 23 5/8"              | 12.8          | 60              | Gray  | PHG 150 060    | → 1 100 245    |     |
|                      |               |                 | Brown | PHB 150 060    | → 1 100 227    |     |
| 2' 7 1/2"            | 16.8          | 48              | Gray  | PHG 150 080    | → 1 100 246    |     |
|                      |               |                 | Brown | PHB 150 080    | → 1 100 228    |     |
| 3' 3 3/8"            | 20.9          | 48              | Gray  | PHG 150 100    | → 1 100 213    |     |
|                      |               |                 | Brown | PHB 150 100    | → 1 100 229    |     |

| Ø 6", solid profile |               |                 |       |                |                | ○ ● |
|---------------------|---------------|-----------------|-------|----------------|----------------|-----|
| Length<br>ft/in     | Weight<br>lbs | Qty/Pal<br>pcs. | Color | Item No<br>OLD | Item No<br>NEW |     |
| 4' 1"               | 45.4          | 30              | Gray  | PG 150 125     | → 1 100 120    |     |
|                     |               |                 | Brown | PB 150 125     | → 1 100 064    |     |
| 4' 11"              | 54.5          | 30              | Gray  | PG 150 150     | → 1 100 121    |     |
|                     |               |                 | Brown | PB 150 150     | → 1 100 065    |     |
| 5' 9"               | 63.5          | 30              | Gray  | PG 150 175     | → 1 100 122    |     |
|                     |               |                 | Brown | PB 150 175     | → 1 100 066    |     |
| 6' 7"               | 72.3          | 30              | Gray  | PG 150 200     | → 1 100 123    |     |
|                     |               |                 | Brown | PB 150 200     | → 1 100 067    |     |

### REQUIREMENT PER 3' 3"



Ø 4"

» Required quantity (B):  
approx. 10.0

Ø 4 3/4"

» Required quantity (B):  
approx. 8.3

Ø 6"

» Required quantity (B):  
approx. 6.7

Ø 7 3/4"

» Required quantity (B):  
approx. 5.0

### TIPS & TRICKS

Please refer to the installation recommendations and the corresponding data sheet. These can be found on our website [www.hahnplastics.ca](http://www.hahnplastics.ca) and can be downloaded from the selected product page.

Working with recycled plastic is very similar to working with wood. It can be cut, sawn, drilled or routed. For example, reflectors and warning signs can be simply screwed on. This means that hanit palisades can be easily adapted for a limitless variety of uses. Feel free to be creative!



### hanit® SNOW RAILS

Use 4 3/4" x 9' 2" round profiles

When attaching to the roof, use three hooks per profile (one in the center, two at each end). Place the first profile 9 3/4" in from the edge of the roof and leave a small gap between each profile.





# RECTANGULAR PALISADE

Hollow profile

Colors



| 4 3/4" x 6 1/4" |               |                 |       |                |   | ○○○●○          |  |
|-----------------|---------------|-----------------|-------|----------------|---|----------------|--|
| Length<br>ft/in | Weight<br>lbs | Qty/Pal<br>pcs. | Color | Item No<br>OLD |   | Item No<br>NEW |  |
| 23 5/8"         | 14.6          | 60              | Gray  | RGH 120 060    | → | 1 200 018      |  |
|                 |               |                 | Brown | RBH 120 060    | → | 1 200 001      |  |
|                 |               |                 | Black | RSH 120 060    | → | 1 200 015      |  |
| 2' 7 1/2"       | 19.2          | 50              | Gray  | RGH 120 080    | → | 1 200 019      |  |
|                 |               |                 | Brown | RBH 120 080    | → | 1 200 022      |  |
|                 |               |                 | Black | RSH 120 080    | → | 1 200 014      |  |
| 3' 3 3/8"       | 23.8          | 50              | Gray  | RGH 120 100    | → | 1 200 020      |  |
|                 |               |                 | Brown | RBH 120 100    | → | 1 200 023      |  |
|                 |               |                 | Black | RSH 120 100    | → | 1 200 016      |  |



## REQUIREMENT PER 3' 3"



- 4 3/4" x 6 1/4"

  - » Required quantity (B1): approx. 6.3
  - » Required quantity (B2): approx. 8.4
- 6 1/4" x 9 1/2"

  - » Required quantity (B1): approx. 4.2
  - » Required quantity (B2): approx. 6.3



| 6¼" x 9½"       |               |                 |               |                |   | ○ ○            |
|-----------------|---------------|-----------------|---------------|----------------|---|----------------|
| Length<br>ft/in | Weight<br>lbs | Qty/Pal<br>pcs. | Color         | Item No<br>OLD |   | Item No<br>NEW |
| 23½"            | 28.7          | 40              | Gray<br>Brown | RG 160 060     | → | 1 200 002      |
|                 |               |                 |               | RB 160 060     | → | 1 200 007      |
| 2' 7½"          | 39.7          | 28              | Gray<br>Brown | RG 160 080     | → | 1 200 003      |
|                 |               |                 |               | RB 160 080     | → | 1 200 008      |
| 3' 3⅝"          | 49.2          | 28              | Gray<br>Brown | RG 160 100     | → | 1 200 004      |
|                 |               |                 |               | RB 160 100     | → | 1 200 009      |
| 4' 1"           | 61.7          | 20              | Gray<br>Brown | RG 160 125     | → | 1 200 005      |
|                 |               |                 |               | RB 160 125     | → | 1 200 010      |
| 4' 11"          | 73.4          | 20              | Gray<br>Brown | RG 160 150     | → | 1 200 006      |
|                 |               |                 |               | RB 160 150     | → | 1 200 011      |

## ADVANTAGES OF RECTANGULAR PALISADES

- » Ideal for a straight finish
- » Steps, light shafts and mowing edges installed easily

Please refer to the installation recommendations and the corresponding data sheet. These can be found on our website [www.hahnplastics.ca](http://www.hahnplastics.ca) and downloaded from the selected product page.



## TIPS & TRICKS

- » For vertical installations, approx. 1/3 of the palisade length should go into the ground. Bear this in mind when choosing palisade length for your project.
- » Slope reinforcement  
Note: Not all palisade sizes are suitable for slope reinforcement. Contact HAHN for details.






# L-STONE

The lightweight 'stone'

Colors



| 19 5/8" x 19 5/8" |               |                 |       |                |   |                |  |
|-------------------|---------------|-----------------|-------|----------------|---|----------------|--|
| Height<br>ft/in   | Weight<br>lbs | Qty/Pal<br>pcs. | Color | Item No<br>OLD |   | Item No<br>NEW |  |
| 21 5/8"           | 63.1          | 16              | Gray  | LG 5050 055    | → | 2 000 005      |  |
|                   |               |                 | Black | LS 5050 055    | → | 2 000 008      |  |
| 2' 7 1/2"         | 80.9          | 8               | Gray  | LG 5050 080    | → | 2 000 006      |  |
|                   |               |                 | Black | LS 5050 080    | → | 2 000 009      |  |
| 3' 5 1/4"         | 93.0          | 8               | Gray  | LG 5050 105    | → | 2 000 007      |  |
|                   |               |                 | Black | LS 5050 105    | → | 2 000 010      |  |

## INSTALLATION

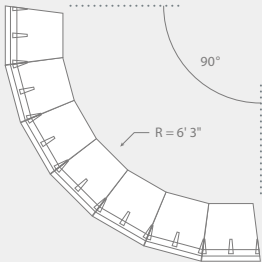
It is possible that L-stones may not align during installation due to the material properties. This can be straightened out using recycled boards.

Please refer to the installation recommendations and the corresponding data sheet. These can be found on our website [www.hahnplastics.ca](http://www.hahnplastics.ca) and downloaded from the selected product page.



## TIPS & TRICKS

It's easy to create corners with L-stones. For 90 degree bends, place seven L-stones together, with each angled base/foot adjacent to the next. No need for separate corner pieces!







# L-STONE CORNER

The perfect finish

## Colors



| 9 3/4" x 9 3/4" |               |                 |       |                |                |
|-----------------|---------------|-----------------|-------|----------------|----------------|
| Height<br>ft/in | Weight<br>lbs | Qty/Pal<br>pcs. | Color | Item No<br>OLD | Item No<br>NEW |
| 21 1/8"         | 25.3          | 24              | Gray  | GE 2525 055    | → 2 000 032    |
|                 |               |                 | Black | SE 2525 055    | → 2 000 016    |
| 2' 7 1/2"       | 35.7          | 16              | Gray  | GE 2525 080    | → 2 000 018    |
|                 |               |                 | Black | SE 2525 080    | → 2 000 017    |
| 3' 5 1/4"       | 46.3          | 16              | Gray  | GE 2525 105    | → 2 000 026    |
|                 |               |                 | Black | SE 2525 105    | → 2 000 027    |



## OUR CORNERS - A ROUND AFFAIR

- » Simple installation
- » Perfect system extension

Please refer to the installation recommendations and the corresponding data sheet. These can be found on our website [www.hahnplastics.ca](http://www.hahnplastics.ca) and downloaded from the selected product page.






# BEAMS

Multiple uses

Colors



| 3 1/8" x 6 1/4" |               |                 |       |                |                | ○ | ● |
|-----------------|---------------|-----------------|-------|----------------|----------------|---|---|
| Length<br>ft/in | Weight<br>lbs | Qty/Pal<br>pcs. | Color | Item No<br>OLD | Item No<br>NEW |   |   |
| 4' 11"          | 39.5          | 28              | Gray  | RG 0816 150    | → 2 100 118    |   |   |
|                 |               |                 | Brown | RB 0816 150    | → 2 100 124    |   |   |
| 6' 7"           | 52.5          | 28              | Gray  | RG 0816 200    | → 2 100 091    |   |   |
|                 |               |                 | Brown | RB 0816 200    | → 2 100 055    |   |   |
| 8' 2"           | 65.7          | 28              | Gray  | RG 0816 250    | → 2 100 101    |   |   |
|                 |               |                 | Brown | RB 0816 250    | → 2 100 125    |   |   |
| 9' 10"          | 78.7          | 28              | Gray  | RG 0816 300    | → 2 100 102    |   |   |
|                 |               |                 | Brown | RB 0816 300    | → 2 100 052    |   |   |

| 3 1/8" x 9"     |               |                 |       |                |                | ○ | ● |
|-----------------|---------------|-----------------|-------|----------------|----------------|---|---|
| Length<br>ft/in | Weight<br>lbs | Qty/Pal<br>pcs. | Color | Item No<br>OLD | Item No<br>NEW |   |   |
| 4' 11"          | 56.2          | 28              | Gray  | RG 0823 150    | → 2 100 029    |   |   |
|                 |               |                 | Brown | RB 0823 150    | → 2 100 019    |   |   |
| 6' 7"           | 75.4          | 28              | Gray  | RG 0823 200    | → 2 100 030    |   |   |
|                 |               |                 | Brown | RB 0823 200    | → 2 100 020    |   |   |
| 8' 2"           | 93.7          | 28              | Gray  | RG 0823 250    | → 2 100 074    |   |   |
|                 |               |                 | Brown | RB 0823 250    | → 2 100 086    |   |   |
| 9' 10"          | 112.4         | 28              | Gray  | RG 0823 300    | → 2 100 090    |   |   |
|                 |               |                 | Brown | RB 0823 300    | → 2 100 071    |   |   |

| 6 1/8" x 8 1/4" |               |                 |       |                |                | ○ | ● |
|-----------------|---------------|-----------------|-------|----------------|----------------|---|---|
| Length<br>ft/in | Weight<br>lbs | Qty/Pal<br>pcs. | Color | Item No<br>OLD | Item No<br>NEW |   |   |
| 7' 4 1/2"       | 150.1         | 20              | Gray  | RGM 1521 225   | → 2 100 038    |   |   |
|                 |               |                 | Brown | RBM 1521 225   | → 2 100 028    |   |   |

| 6 1/8" x 8 1/4", with rounded longitudinal edges |               |                 |       |                |                | ○ | ● |
|--|---------------|-----------------|-------|----------------|----------------|---|---|
| Length<br>ft/in                                  | Weight<br>lbs | Qty/Pal<br>pcs. | Color | Item No<br>OLD | Item No<br>NEW |   |   |
| 7' 4 1/2"  | 143.3         | 20              | Gray  | RGA 1521 225   | → 2 100 105    |   |   |
|  |               |                 | Brown | RBA 1521 225   | → 2 100 104    |   |   |

| 6 1/4" x 9 1/2", with plastic reinforcement |               |                 |       |                |                | ○ | ● |
|---|---------------|-----------------|-------|----------------|----------------|---|---|
| Length<br>ft/in                             | Weight<br>lbs | Qty/Pal<br>pcs. | Color | Item No<br>OLD | Item No<br>NEW |   |   |
| 4' 11"                                      | 118.2         | 15              | Gray  | RG 1624 150 A  | → 2 100 301    |   |   |
|   |               |                 | Brown | RB 1624 150 A  | → 2 100 300    |   |   |
| 6' 7"                                       | 156.5         | 15              | Gray  | RG 1624 200 A  | → 2 100 320    |   |   |
|   |               |                 | Brown | RB 1624 200 A  | → 2 100 299    |   |   |
| 8' 2"                                       | 196.2         | 15              | Gray  | RG 1624 250 A  | → 2 100 321    |   |   |
|   |               |                 | Brown | RB 1624 250 A  | → 2 100 075    |   |   |
| 9' 10"                                      | 235.9         | 15              | Gray  | RG 1624 300 A  | → 2 100 322    |   |   |
|   |               |                 | Brown | RB 1624 300 A  | → 2 100 298    |   |   |



## NOTE 6 1/4" X 9 1/2" BEAM

- » Internal plastic reinforcement
- » Reduced voids
- » Better installation

6 1/4" x 9 1/2" beams are produced with an internal plastic reinforcement. This results in a higher density and provides improved screw connections.





## BEAMS

With radius edges

Color



3 1/8" x 7 7/8"

| Length<br>ft/in | Weight<br>lbs | Qty/Pal<br>pcs. | Color | Item No<br>OLD |   | Item No<br>NEW |
|-----------------|---------------|-----------------|-------|----------------|---|----------------|
| 8' 2"           | 77.1          | 40              | Brown | RB 0820 250    | → | 2 100 319      |

### NOTE

- » Product with rounded, circumferential edges with R40 radius
- » Ideal for use in water construction, e.g. fish ladders




## GRASS EDGING


With locating system

2" x 10 1/4"

| Length<br>ft/in | Weight<br>lbs | Qty/Pal<br>pcs. | Color | Item No<br>OLD |   | Item No<br>NEW |
|-----------------|---------------|-----------------|-------|----------------|---|----------------|
| 8' 2"           | 72.8          | 44              | Gray  | RG 0526 254    | → | 2 200 006      |
|                 |               |                 | Brown | RB 0526 254    | → | 2 200 005      |

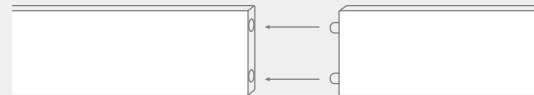


Colors




### PROCESSING

Easy processing due to the locating system



Colors



## BOUNDARY STONE

For easier, lighter surveying

4 3/4" x 4 3/4" / 3 1/2" x 3 1/2"


| Height<br>ft/in | Weight<br>lbs | Qty/Pal<br>pcs. | Color | Item No<br>OLD |   | Item No<br>NEW |
|-----------------|---------------|-----------------|-------|----------------|---|----------------|
| 19 5/8"         | 8.8           | 140             | Gray  | GHS 091 250    | → | 2 200 337      |





# GARDEN EDGING

Colors




Rolled Garden Edging 3/8" x 5 1/2"

| Length<br>ft/in | Weight<br>lbs | Qty/Pal<br>pcs. | Color      | Item No<br>OLD |   | Item No<br>NEW |
|-----------------|---------------|-----------------|------------|----------------|---|----------------|
| 59' 1"          | 41.9          | 24              | Anthracite | RKS 07 141 800 | → | 2 200 010      |

Square post 1 5/8" x 1 5/8" (bundles of 8 profiles)

| Length<br>ft/in | Weight<br>lbs | Qty/Pal<br>pcs. | Color | Item No<br>OLD |   | Item No<br>NEW |
|-----------------|---------------|-----------------|-------|----------------|---|----------------|
| 17 3/4"         | 12.3          | 72              | Gray  | VG 040 045-8   | → | 3 200 083      |
| 23 5/8"         | 15.9          | 72              | Gray  | VG 040 060-8   | → | 3 200 084      |



### TIPS & TRICKS

For round, curved or even wavy designs, use our flexible Rolled Garden Edging.

We recommend using our 1 5/8" x 1 5/8" x 1'5" or 2' square posts for the installation of our hanit® garden edging. For the rolled garden edging approx. 24 posts (spaced every 20.5") are required. For the straight garden edging, 4 posts (spaced every 19.5") are required.





# SQUARE PROFILE

The utility profile

## Colors



| 1 5/8" x 1 5/8" |               |                 |       |                |   | ○ ●            |
|-----------------|---------------|-----------------|-------|----------------|---|----------------|
| Length<br>ft/in | Weight<br>lbs | Qty/Pal<br>pcs. | Color | Item No<br>OLD |   | Item No<br>NEW |
| 6' 7"           | 6.6           | 308             | Gray  | RG 040 200     | → | 2 300 073      |
|                 |               |                 | Brown | RB 040 200     | → | 2 300 030      |
| 9' 10"          | 9.9           | 308             | Gray  | RG 040 300     | → | 2 300 333      |
|                 |               |                 | Brown | RB 040 300     | → | 2 300 351      |

| 2 3/4" x 2 3/4" |               |                 |       |                |   | ○ ●            |
|-----------------|---------------|-----------------|-------|----------------|---|----------------|
| Length<br>ft/in | Weight<br>lbs | Qty/Pal<br>pcs. | Color | Item No<br>OLD |   | Item No<br>NEW |
| 6' 7"           | 20.1          | 64              | Gray  | RG 070 200     | → | 2 300 083      |
|                 |               |                 | Brown | RB 070 200     | → | 2 300 040      |
| 9' 10"          | 30.2          | 55              | Gray  | RG 070 300     | → | 2 300 352      |
|                 |               |                 | Brown | RB 070 300     | → | 2 300 353      |

| 3 1/2" x 3 1/2" (Dimensional 4" x 4") |               |                 |       |                |   | ○ ●            |
|---------------------------------------|---------------|-----------------|-------|----------------|---|----------------|
| Length<br>ft/in                       | Weight<br>lbs | Qty/Pal<br>pcs. | Color | Item No<br>OLD |   | Item No<br>NEW |
| 6' 7"                                 | 33.3          | 48              | Gray  | RG 090 200     | → | 2 300 091      |
|                                       |               |                 | Brown | RB 090 200     | → | 2 300 048      |
| 9' 10"                                | 49.8          | 48              | Gray  | RG 090 300     | → | 2 300 670      |
|                                       |               |                 | Brown | RB 090 300     | → | 2 300 021      |







| 4" x 4" <span>○●</span> |               |                 |       |                |                |
|-------------------------|---------------|-----------------|-------|----------------|----------------|
| Length<br>ft/in         | Weight<br>lbs | Qty/Pal<br>pcs. | Color | Item No<br>OLD | Item No<br>NEW |
| 6' 7"                   | 41.0          | 77              | Gray  | RG 100 200     | → 2 300 015    |
|                         |               |                 | Brown | RB 100 200     | → 2 300 002    |
| 9' 10"                  | 61.5          | 55              | Gray  | RG 100 300     | → ⚡ 2 300 161  |
|                         |               |                 | Brown | RB 100 300     | → ⚡ 2 300 140  |

TIPS & TRICKS

- The unique properties of hanit® make it perfect for deck or patio sub-structures:
- » Can handle permanently wet or damp conditions
  - » Non-absorbent: no creeping damp or capillary effect
  - » Can be worked like wood using the same tools and techniques
  - » Sub-structures made from hanit® can also be used with wood decking boards

⚡ Item typically in stock.

| 4¾" x 4¾" <span>○●</span> |               |                 |       |                |                |
|---------------------------|---------------|-----------------|-------|----------------|----------------|
| Length<br>ft/in           | Weight<br>lbs | Qty/Pal<br>pcs. | Color | Item No<br>OLD | Item No<br>NEW |
| 6' 7"                     | 59.1          | 45              | Gray  | RG 120 200     | → 2 300 017    |
|                           |               |                 | Brown | RB 120 200     | → 2 300 004    |
| 9' 10"                    | 88.6          | 45              | Gray  | RG 120 300     | → 2 300 298    |
|                           |               |                 | Brown | RB 120 300     | → 2 300 301    |

| 6" x 6" <span>○●</span> |               |                 |       |                |                |
|-------------------------|---------------|-----------------|-------|----------------|----------------|
| Length<br>ft/in         | Weight<br>lbs | Qty/Pal<br>pcs. | Color | Item No<br>OLD | Item No<br>NEW |
| 6' 7"                   | 92.4          | 28              | Gray  | RG 150 200     | → 2 300 105    |
|                         |               |                 | Brown | RB 150 200     | → 2 300 062    |
| 9' 10"                  | 138.5         | 28              | Gray  | RG 150 300     | → ⚡ 2 300 354  |
|                         |               |                 | Brown | RB 150 300     | → ⚡ 2 300 355  |






# hanit® ULTRA SQUARE PROFILE

The special profile

Colors



| 2" x 2"         |               |                 |       |                |                |
|-----------------|---------------|-----------------|-------|----------------|----------------|
| Length<br>ft/in | Weight<br>lbs | Qty/Pal<br>pcs. | Color | Item No<br>OLD | Item No<br>NEW |
| 9' 10"          | 14.3          | 190             | Brown | INT 012 MBR →  | 2 300 389      |
|                 |               |                 | Black | INT 012 BLK →  | 2 300 390      |

| 2½" x 2½"       |               |                 |       |                |                |
|-----------------|---------------|-----------------|-------|----------------|----------------|
| Length<br>ft/in | Weight<br>lbs | Qty/Pal<br>pcs. | Color | Item No<br>OLD | Item No<br>NEW |
| 6' 11"          | 17.6          | 150             | Brown | INT 922 MBR →  | 2 300 391      |
|                 |               |                 | Black | INT 922 BLK →  | 2 300 400      |

| 3⅝" x 3⅝"       |               |                 |       |                |                |
|-----------------|---------------|-----------------|-------|----------------|----------------|
| Length<br>ft/in | Weight<br>lbs | Qty/Pal<br>pcs. | Color | Item No<br>OLD | Item No<br>NEW |
| 9' 10"          | 40.8          | 72              | Brown | INT 038 MBR →  | 2 300 403      |
|                 |               |                 | Black | INT 038 BLK →  | 2 300 404      |

| 3⅝" x 3⅝" with Pyramid Top |               |                 |       |                |                |
|----------------------------|---------------|-----------------|-------|----------------|----------------|
| Length<br>ft/in            | Weight<br>lbs | Qty/Pal<br>pcs. | Color | Item No<br>OLD | Item No<br>NEW |
| 4' 4½"                     | 15.9          | 100             | Black | INT 031 BLK →  | 2 300 884      |

| 3½" x 3½" (Dimensional 4" x 4") |               |                 |       |                |                |
|---------------------------------|---------------|-----------------|-------|----------------|----------------|
| Length<br>ft/in                 | Weight<br>lbs | Qty/Pal<br>pcs. | Color | Item No<br>OLD | Item No<br>NEW |
| 8'                              | 37.5          | 54              | Brown | INT 309 MBR →  | 2 300 732      |
|                                 |               |                 | Black | INT 309 BLK →  | 2 300 733      |
| 10'                             | 46.3          | 54              | Brown | INT 310 MBR →  | 2 300 734      |
|                                 |               |                 | Black | INT 310 BLK →  | 2 300 735      |

| 4" x 4"         |               |                 |       |                |                |
|-----------------|---------------|-----------------|-------|----------------|----------------|
| Length<br>ft/in | Weight<br>lbs | Qty/Pal<br>pcs. | Color | Item No<br>OLD | Item No<br>NEW |
| 4' 11"          | 31.5          | 50              | Brown | INT 917 MBR →  | 2 300 409      |
|                 |               |                 | Black | INT 917 BLK →  | 2 300 410      |
| 5' 9"           | 36.6          | 50              | Brown | INT 918 MBR →  | 2 300 407      |
|                 |               |                 | Black | INT 918 BLK →  | 2 300 408      |
| 9' 10"          | 62.8          | 50              | Brown | INT 036 MBR →  | 2 300 405      |
|                 |               |                 | Black | INT 036 BLK →  | 2 300 406      |

## THIS APPLIES TO ALL hanit® ULTRA PRODUCTS

» Specially formulated for a smoother look and wider spans






## STANDARD SHEET

Virtually limitless uses as a building material

Colors



| Thickness: 1" <span>○</span> |                 |               |                 |       |                   |                |
|------------------------------|-----------------|---------------|-----------------|-------|-------------------|----------------|
| Width<br>ft/in               | Length<br>ft/in | Weight<br>lbs | Qty/Pal<br>pcs. | Color | Item No<br>OLD    | Item No<br>NEW |
| 3' 5¼"                       | 6' 10"          | 112.4         | 10              | Gray  | POG 200 100 025 → | 2 400 013      |
|                              |                 |               |                 | Brown | POB 200 100 025 → | 2 400 031      |

| Thickness: 2" <span>○</span> |                 |               |                 |       |                  |                |
|------------------------------|-----------------|---------------|-----------------|-------|------------------|----------------|
| Width<br>ft/in               | Length<br>ft/in | Weight<br>lbs | Qty/Pal<br>pcs. | Color | Item No<br>OLD   | Item No<br>NEW |
| 15¾"                         | 4' 11"          | 61.5          | 40              | Gray  | POG 04 015 005 → | 2 400 036      |
| 15¾"                         | 5' 9"           | 71.9          | 40              | Gray  | POG 04 017 505 → | 2 400 004      |
| 15¾"                         | 6' 7"           | 37.2          | 20              | Gray  | POG 04 020 005 → | 2 400 008      |



### PRODUCT INFO

- » Can be cut, screwed and drilled just like wood
- » Can be cut to shape
- » Surface finish and color may vary slightly



## FOUNDATION PAD

With and without holes

Colors



| Thickness: ¾", with holes <span>○</span> |                 |               |                 |       |                 |                |
|--|-----------------|---------------|-----------------|-------|-----------------|----------------|
| Width<br>ft/in                           | Length<br>ft/in | Weight<br>lbs | Qty/Pal<br>pcs. | Color | Item No<br>OLD  | Item No<br>NEW |
| 15¾"                                     | 15¾"            | 6.6           | 188             | Gray  | PMG 04004 002 → | 2 400 038      |

| Thickness: 1½", with holes <span>○</span> |                 |               |                 |       |                 |                |
|---|-----------------|---------------|-----------------|-------|-----------------|----------------|
| Width<br>ft/in                            | Length<br>ft/in | Weight<br>lbs | Qty/Pal<br>pcs. | Color | Item No<br>OLD  | Item No<br>NEW |
| 15¾"                                      | 15¾"            | 9.9           | 188             | Gray  | PMG 04004 003 → | ⚡ 2 400 005    |

| Thickness: 2", with holes <span>○</span> |                 |               |                 |       |                 |                |
|--|-----------------|---------------|-----------------|-------|-----------------|----------------|
| Width<br>ft/in                           | Length<br>ft/in | Weight<br>lbs | Qty/Pal<br>pcs. | Color | Item No<br>OLD  | Item No<br>NEW |
| 15¾"                                     | 15¾"            | 16.5          | 138             | Gray  | PMG 04004 005 → | ⚡ 2 400 010    |
| 19½"                                     | 19½"            | 25.6          | 96              | Gray  | PMG 05005 005 → | ⚡ 2 400 050    |

| Thickness: 2¾", without holes <span>○</span> |                 |               |                 |       |                 |                |
|--|-----------------|---------------|-----------------|-------|-----------------|----------------|
| Width<br>ft/in                               | Length<br>ft/in | Weight<br>lbs | Qty/Pal<br>pcs. | Color | Item No<br>OLD  | Item No<br>NEW |
| 23¾"   | 23¾"            | 50.7          | 60              | Gray  | PMG 06006 007 → | ⚡ 2 400 029    |


⚡ Item typically in stock.



# AMPHIBIAN GUARD / BANK REINFORCEMENT

Multi-purpose protection

Colors



Thickness: 1" / 3¾"

| Width<br>ft/in | Length<br>ft/in | Weight<br>lbs | Qty/Pal<br>pcs. | Color | Item No<br>OLD    | Item No<br>NEW |
|----------------|-----------------|---------------|-----------------|-------|-------------------|----------------|
| 23 5/8"        | 6' 3 1/2"       | 72.8          | 16              | Gray  | POG 192 060 025 → | 2 400 021      |
|                |                 |               |                 | Brown | POB 190 060 025 → | 2 400 026      |
| 2' 7 1/2"      | 6' 3 1/2"       | 97.0          | 16              | Gray  | POG 192 080 025 → | 2 400 019      |
|                |                 |               |                 | Brown | POB 192 080 025 → | 2 400 020      |

## NOTE

Please refer to the installation recommendations and the corresponding data sheet. These can be found on our website [www.hahnplastics.ca](http://www.hahnplastics.ca) and downloaded from the selected product page.



# BURROWING BARRIER

With recesses

Colors



Thickness: 1"

| Length<br>ft/in | Height<br>ft/in | Weight<br>lbs | Qty/Pal<br>pcs. | Color | Item No<br>OLD  | Item No<br>NEW |
|-----------------|-----------------|---------------|-----------------|-------|-----------------|----------------|
| 6' 7"           | 15 3/4"         | 40.8          | 50              | Gray  | UGS 2 540 200 → | 2 400 042      |
| 6' 7"           | 19 5/8"         | 49.6          | 50              | Gray  | UGS 2 550 200 → | 2 400 028      |

## PRODUCT INFO

- » Prevents burrowing animals
- » Upper holes for attaching to chain link fence
- » Lower holes for drainage








# BOARD PROFILE

## Standard

### Colors



| ¾" x 2⅝"        |               |                 |       |                |                |
|-----------------|---------------|-----------------|-------|----------------|----------------|
| Length<br>ft/in | Weight<br>lbs | Qty/Pal<br>pcs. | Color | Item No<br>OLD | Item No<br>NEW |
| 4' 11"          | 3.7           | 260             | Gray  | BG 2006 150    | → 2 500 050    |
|                 |               |                 | Brown | BB 2006 150    | → 2 500 010    |

| ¾" x 3⅞"        |               |                 |       |                |                |
|-----------------|---------------|-----------------|-------|----------------|----------------|
| Length<br>ft/in | Weight<br>lbs | Qty/Pal<br>pcs. | Color | Item No<br>OLD | Item No<br>NEW |
| 2' 7½"          | 3.3           | 240             | Gray  | BG 2010 080    | → 2 500 051    |
|                 |               |                 | Brown | BB 2010 080    | → 2 500 011    |
| 4' 7"           | 5.7           | 160             | Gray  | BG 2010 140    | → 2 500 052    |
|                 |               |                 | Brown | BB 2010 140    | → 2 500 012    |
| 6' 7"           | 8.2           | 160             | Gray  | BG 2010 200    | → 2 500 053    |
|                 |               |                 | Brown | BB 2010 200    | → 2 500 013    |
| 9' 2"           | 11.5          | 160             | Gray  | BG 2010 280    | → 2 500 054    |
|                 |               |                 | Brown | BB 2010 280    | → 2 500 014    |

| ¾" x 8¼"        |               |                 |       |                |                |
|-----------------|---------------|-----------------|-------|----------------|----------------|
| Length<br>ft/in | Weight<br>lbs | Qty/Pal<br>pcs. | Color | Item No<br>OLD | Item No<br>NEW |
| 6' 7"           | 16.3          | 120             | Gray  | BG 2020 200    | → 2 500 733    |

| 1" x 2"         |               |                 |       |                |                |
|-----------------|---------------|-----------------|-------|----------------|----------------|
| Length<br>ft/in | Weight<br>lbs | Qty/Pal<br>pcs. | Color | Item No<br>OLD | Item No<br>NEW |
| 9' 10"          | 7.7           | 300             | Gray  | BG 2505 300    | → ⚡ 2 500 266  |
|                 |               |                 | Brown | BB 2505 300    | → 2 500 267    |



⚡ Item typically in stock.

| 1" x 4¾"        |               |                 |       |                |                |
|-----------------|---------------|-----------------|-------|----------------|----------------|
| Length<br>ft/in | Weight<br>lbs | Qty/Pal<br>pcs. | Color | Item No<br>OLD | Item No<br>NEW |
| 2' 7½"          | 5.1           | 200             | Gray  | BG 2512 080    | → 2 500 058    |
|                 |               |                 | Brown | BB 2512 080    | → 2 500 018    |
| 4' 7"           | 8.6           | 126             | Gray  | BG 2512 140    | → 2 500 059    |
|                 |               |                 | Brown | BB 2512 140    | → 2 500 019    |
| 6' 7"           | 12.1          | 126             | Gray  | BG 2512 200    | → 2 500 060    |
|                 |               |                 | Brown | BB 2512 200    | → 2 500 020    |
| 9' 2"           | 17.4          | 126             | Gray  | BG 2512 280    | → 2 500 061    |
|                 |               |                 | Brown | BB 2512 280    | → 2 500 021    |

| 1⅝" x 2⅝"       |               |                 |       |                |                |
|-----------------|---------------|-----------------|-------|----------------|----------------|
| Length<br>ft/in | Weight<br>lbs | Qty/Pal<br>pcs. | Color | Item No<br>OLD | Item No<br>NEW |
| 2' 7½"          | 2.9           | 400             | Gray  | BG 3006 080    | → 2 500 062    |
|                 |               |                 | Brown | BB 3006 080    | → 2 500 022    |
| 4' 7"           | 5.1           | 260             | Gray  | BG 3006 140    | → 2 500 315    |
|                 |               |                 | Brown | BB 3006 140    | → 2 500 313    |
| 6' 7"           | 7.3           | 260             | Gray  | BG 3006 200    | → 2 500 316    |
|                 |               |                 | Brown | BB 3006 200    | → 2 500 314    |
| 9' 2"           | 10.4          | 260             | Gray  | BG 3006 280    | → 2 500 262    |
|                 |               |                 | Brown | BB 3006 280    | → 2 500 004    |

| 1⅝" x 3⅞"       |               |                 |       |                |                |
|-----------------|---------------|-----------------|-------|----------------|----------------|
| Length<br>ft/in | Weight<br>lbs | Qty/Pal<br>pcs. | Color | Item No<br>OLD | Item No<br>NEW |
| 2' 7½"          | 4.9           | 240             | Gray  | BG 3010 080    | → 2 500 066    |
|                 |               |                 | Brown | BB 3010 080    | → 2 500 025    |
| 4' 7"           | 8.6           | 160             | Gray  | BG 3010 140    | → 2 500 107    |
|                 |               |                 | Brown | BB 3010 140    | → 2 500 104    |
| 6' 7"           | 12.3          | 160             | Gray  | BG 3010 200    | → 2 500 096    |
|                 |               |                 | Brown | BB 3010 200    | → 2 500 105    |
| 9' 2"           | 17.2          | 160             | Gray  | BG 3010 280    | → 2 500 108    |
|                 |               |                 | Brown | BB 3010 280    | → 2 500 095    |

### APPLIES TO ALL BOARD PROFILES

With hanit® products, dimensions (up to 3%) and color can vary.

Take the temperature related length fluctuations during installation (up to +/- 1.5%) into account and enquire about the maximum span.

| 6 1/8" x 8 1/4" <span>○</span>                |               |                 |               |                                |                            |
|---|---------------|-----------------|---------------|--------------------------------|----------------------------|
| Length<br>ft/in                               | Weight<br>lbs | Qty/Pal<br>pcs. | Color         | Item No<br>OLD                 | Item No<br>NEW             |
| 9' 10"  | 36.8          | 60              | Gray          | BG 3020 300 →                  | 2 500 727                  |
| 1 3/8" x 4 3/4" <span>○</span> <span>●</span> |               |                 |               |                                |                            |
| Length<br>ft/in                               | Weight<br>lbs | Qty/Pal<br>pcs. | Color         | Item No<br>OLD                 | Item No<br>NEW             |
| 2' 7 1/2"                                     | 7.1           | 200             | Gray<br>Brown | BG 3512 080 →<br>BB 3512 080 → | 2 500 070<br>2 500 028     |
| 4' 7"   | 12.1          | 120             | Gray<br>Brown | BG 3512 140 →<br>BB 3512 140 → | 2 500 071<br>2 500 029     |
| 6' 7"   | 17.2          | 120             | Gray<br>Brown | BG 3512 200 →<br>BB 3512 200 → | 2 500 072<br>2 500 030     |
| 9' 2"   | 24.0          | 120             | Gray<br>Brown | BG 3512 280 →<br>BB 3512 280 → | 2 500 073<br>2 500 031     |
| 1 3/8" x 5 3/8" <span>○</span> <span>●</span> |               |                 |               |                                |                            |
| Length<br>ft/in                               | Weight<br>lbs | Qty/Pal<br>pcs. | Color         | Item No<br>OLD                 | Item No<br>NEW             |
| 2' 7 1/2"                                     | 7.9           | 180             | Gray<br>Brown | BG 3513 080 →<br>BB 3513 080 → | 2 500 074<br>2 500 032     |
| 4' 7"   | 13.9          | 120             | Gray<br>Brown | BG 3513 140 →<br>BB 3513 140 → | 2 500 109<br>2 500 115     |
| 6' 7"   | 19.8          | 120             | Gray<br>Brown | BG 3513 200 →<br>BB 3513 200 → | 2 500 106<br>2 500 116     |
| 9' 2"   | 27.8          | 120             | Gray<br>Brown | BG 3513 280 →<br>BB 3513 280 → | 2 500 097 ⚡<br>2 500 114 ⚡ |
| 1 3/8" x 3 1/8" <span>○</span> <span>●</span> |               |                 |               |                                |                            |
| Length<br>ft/in                               | Weight<br>lbs | Qty/Pal<br>pcs. | Color         | Item No<br>OLD                 | Item No<br>NEW             |
| 2' 7 1/2"                                     | 5.3           | 180             | Gray<br>Brown | BG 4080 080 →<br>BB 4080 080 → | 2 500 077<br>2 500 035     |
| 4' 7"   | 9.3           | 126             | Gray<br>Brown | BG 4080 140 →<br>BB 4080 140 → | 2 500 185<br>2 500 186     |
| 6' 7"   | 13.2          | 126             | Gray<br>Brown | BG 4080 200 →<br>BB 4080 200 → | 2 500 121<br>2 500 243     |
| 9' 2"   | 18.5          | 126             | Gray<br>Brown | BG 4080 280 →<br>BB 4080 280 → | 2 500 002 ⚡<br>2 500 003   |

| 1 3/4" x 4 1/8" <span>○</span> <span>●</span> |               |                 |               |                                |                          |
|---|---------------|-----------------|---------------|--------------------------------|--------------------------|
| Length<br>ft/in                               | Weight<br>lbs | Qty/Pal<br>pcs. | Color         | Item No<br>OLD                 | Item No<br>NEW           |
| 2' 7 1/2"                                     | 7.7           | 150             | Gray<br>Brown | BG 4510 080 →<br>BB 4510 080 → | 2 500 080<br>2 500 038   |
| 4' 7"   | 13.7          | 120             | Gray<br>Brown | BG 4510 140 →<br>BB 4510 140 → | 2 500 245<br>2 500 252   |
| 6' 7"   | 19.6          | 120             | Gray<br>Brown | BG 4510 200 →<br>BB 4510 200 → | 2 500 247<br>2 500 246   |
| 9' 2"   | 27.3          | 120             | Gray<br>Brown | BG 4510 280 →<br>BB 4510 280 → | 2 500 178 ⚡<br>2 500 179 |
| 2" x 4 3/4" <span>○</span> <span>●</span>     |               |                 |               |                                |                          |
| Length<br>ft/in                               | Weight<br>lbs | Qty/Pal<br>pcs. | Color         | Item No<br>OLD                 | Item No<br>NEW           |
| 2' 7 1/2"                                     | 9.9           | 150             | Gray<br>Brown | BG 5012 080 →<br>BB 5012 080 → | 2 500 086<br>2 500 044   |
| 4' 7"   | 17.2          | 90              | Gray<br>Brown | BG 5012 140 →<br>BB 5012 140 → | 2 500 250<br>2 500 248   |
| 6' 7"   | 24.5          | 90              | Gray<br>Brown | BG 5012 200 →<br>BB 5012 200 → | 2 500 251<br>2 500 249   |
| 9' 2"   | 34.4          | 90              | Gray<br>Brown | BG 5012 280 →<br>BB 5012 280 → | 2 500 173 ⚡<br>2 500 172 |
| 2" x 8" <span>○</span>                        |               |                 |               |                                |                          |
| Length<br>ft/in                               | Weight<br>lbs | Qty/Pal<br>pcs. | Color         | Item No<br>OLD                 | Item No<br>NEW           |
| 9' 10"  | 61.5          | 40              | Gray          | BG 5020 300 →                  | 2 520 208                |
| 2 3/8" x 4 3/4" <span>○</span> <span>●</span> |               |                 |               |                                |                          |
| Length<br>ft/in                               | Weight<br>lbs | Qty/Pal<br>pcs. | Color         | Item No<br>OLD                 | Item No<br>NEW           |
| 2' 7 1/2"                                     | 11.9          | 150             | Gray<br>Brown | BG 6012 080 →<br>BB 6012 080 → | 2 500 090<br>2 500 047   |
| 4' 7"   | 20.7          | 90              | Gray<br>Brown | BG 6012 140 →<br>BB 6012 140 → | 2 500 093<br>2 500 177   |
| 6' 7"   | 29.5          | 90              | Gray<br>Brown | BG 6012 200 →<br>BB 6012 200 → | 2 500 174<br>2 500 163   |
| 9' 2"   | 41.4          | 90              | Gray<br>Brown | BG 6012 280 →<br>BB 6012 280 → | 2 500 159<br>2 500 160   |



⚡ Item typically in stock.



# hanit® ULTRA BOARD PROFILE

Premium quality, through  
and through

Colors



## ¾" x 5½", dimensional 1" x 6"

| Length<br>ft/in | Weight<br>lbs | Qty/Pal<br>pcs. | Color          | Item No<br>OLD                 | Item No<br>NEW         |
|-----------------|---------------|-----------------|----------------|--------------------------------|------------------------|
| 6'              | 9.9           | 150             | Brown<br>Black | INT 303 MBR →<br>INT 303 BLK → | 2 501 234<br>2 501 233 |
| 8' 2"           | 13.2          | 150             | Brown<br>Black | INT 304 MBR →<br>INT 304 BLK → | 2 501 164<br>2 501 163 |

## 1" x 3"

| Length<br>ft/in | Weight<br>lbs | Qty/Pal<br>pcs. | Color          | Item No<br>OLD                 | Item No<br>NEW         |
|-----------------|---------------|-----------------|----------------|--------------------------------|------------------------|
| 9' 10"          | 13.2          | 195             | Brown<br>Black | INT 751 MBR →<br>INT 751 BLK → | 2 501 235<br>2 501 207 |

## 1" x 4"

| Length<br>ft/in | Weight<br>lbs | Qty/Pal<br>pcs. | Color          | Item No<br>OLD                 | Item No<br>NEW         |
|-----------------|---------------|-----------------|----------------|--------------------------------|------------------------|
| 9' 10"          | 16.4          | 150             | Brown<br>Black | INT 932 MBR →<br>INT 932 BLK → | 2 500 998<br>2 500 469 |

## 1" x 6"

| Length<br>ft/in | Weight<br>lbs | Qty/Pal<br>pcs. | Color          | Item No<br>OLD                 | Item No<br>NEW         |
|-----------------|---------------|-----------------|----------------|--------------------------------|------------------------|
| 9' 10"          | 23.6          | 90              | Brown<br>Black | INT 029 MBR →<br>INT 029 BLK → | 2 500 591<br>2 500 592 |

## 1½" x 6"

| Length<br>ft/in | Weight<br>lbs | Qty/Pal<br>pcs. | Color          | Item No<br>OLD                 | Item No<br>NEW         |
|-----------------|---------------|-----------------|----------------|--------------------------------|------------------------|
| 9' 10"          | 24.3          | 90              | Brown<br>Black | INT 914 MBR →<br>INT 914 BLK → | 2 501 166<br>2 501 165 |

## 1¾" x 4"

| Length<br>ft/in | Weight<br>lbs | Qty/Pal<br>pcs. | Color          | Item No<br>OLD                 | Item No<br>NEW         |
|-----------------|---------------|-----------------|----------------|--------------------------------|------------------------|
| 11' 10"         | 26.2          | 80              | Brown<br>Black | INT 060 MBR →<br>INT 060 BLK → | 2 500 594<br>2 500 596 |

## 1½" x 3½", dimensional 2" x 4"

| Length<br>ft/in | Weight<br>lbs | Qty/Pal<br>pcs. | Color          | Item No<br>OLD                 | Item No<br>NEW         |
|-----------------|---------------|-----------------|----------------|--------------------------------|------------------------|
| 8' 2"           | 18.5          | 150             | Brown<br>Black | INT 923 MBR →<br>INT 923 BLK → | 2 500 597<br>2 500 598 |
| 11' 10"         | 27.8          | 100             | Brown<br>Black | INT 944 MBR →<br>INT 944 BLK → | 2 501 048<br>2 501 049 |

## 1½" x 5½", dimensional 2" x 6"

| Length<br>ft/in | Weight<br>lbs | Qty/Pal<br>pcs. | Color          | Item No<br>OLD                 | Item No<br>NEW         |
|-----------------|---------------|-----------------|----------------|--------------------------------|------------------------|
| 8'              | 26.4          | 75              | Brown<br>Black | INT 308 MBR →<br>INT 308 BLK → | 2 501 056<br>2 501 055 |

## 2" x 3"

| Length<br>ft/in | Weight<br>lbs | Qty/Pal<br>pcs. | Color          | Item No<br>OLD                 | Item No<br>NEW         |
|-----------------|---------------|-----------------|----------------|--------------------------------|------------------------|
| 8' 2"           | 17.6          | 130             | Brown<br>Black | INT 913 MBR →<br>INT 913 BLK → | 2 500 599<br>2 500 600 |

## 2" x 4"

| Length<br>ft/in | Weight<br>lbs | Qty/Pal<br>pcs. | Color          | Item No<br>OLD                 | Item No<br>NEW         |
|-----------------|---------------|-----------------|----------------|--------------------------------|------------------------|
| 9' 10"          | 31.5          | 60              | Brown<br>Black | INT 003 MBR →<br>INT 003 BLK → | 2 500 601<br>2 500 602 |
| 11' 10"         | 37.9          | 60              | Brown<br>Black | INT 953 MBR →<br>INT 953 BLK → | 2 501 167<br>2 501 168 |

## 2" x 5"

| Length<br>ft/in | Weight<br>lbs | Qty/Pal<br>pcs. | Color          | Item No<br>OLD                 | Item No<br>NEW         |
|-----------------|---------------|-----------------|----------------|--------------------------------|------------------------|
| 9' 10"          | 39.2          | 56              | Brown<br>Black | INT 005 MBR →<br>INT 005 BLK → | 2 500 603<br>2 500 604 |

## 2" x 6"

| Length<br>ft/in | Weight<br>lbs | Qty/Pal<br>pcs. | Color          | Item No<br>OLD                 | Item No<br>NEW         |
|-----------------|---------------|-----------------|----------------|--------------------------------|------------------------|
| 9' 10"          | 47.2          | 60              | Brown<br>Black | INT 007 MBR →<br>INT 007 BLK → | 2 500 606<br>2 500 608 |

## 2¾" x 4"

| Length<br>ft/in | Weight<br>lbs | Qty/Pal<br>pcs. | Color          | Item No<br>OLD                 | Item No<br>NEW         |
|-----------------|---------------|-----------------|----------------|--------------------------------|------------------------|
| 9' 10"          | 31.1          | 60              | Brown<br>Black | INT 006 MBR →<br>INT 006 BLK → | 2 500 609<br>2 500 610 |

**THIS APPLIES TO ALL HANIT® ULTRA  
PRODUCTS**

» Specially formulated for a smoother look and wider spans






## BOARD PROFILE

Tongue and groove

Colors



| 1 1/8" x 5"     |               |                 |               |                            |                            |
|-----------------|---------------|-----------------|---------------|----------------------------|----------------------------|
| Length<br>ft/in | Weight<br>lbs | Qty/Pal<br>pcs. | Color         | Item No<br>OLD             | Item No<br>NEW             |
| 4' 7"           | 10.8          | 120             | Gray<br>Brown | NG 3012 140<br>NB 3012 140 | → 2 600 027<br>→ 2 600 032 |
| 6' 7"           | 15.4          | 120             | Gray<br>Brown | NG 3012 200<br>NB 3012 200 | → 2 600 028<br>→ 2 600 033 |
| 9' 2"           | 21.6          | 120             | Gray<br>Brown | NG 3012 280<br>NB 3012 280 | → 2 600 029<br>→ 2 600 034 |

| 1 3/8" x 5 3/8" |               |                 |       |                |                |
|-----------------|---------------|-----------------|-------|----------------|----------------|
| Length<br>ft/in | Weight<br>lbs | Qty/Pal<br>pcs. | Color | Item No<br>OLD | Item No<br>NEW |
| 10'             | 29.1          | 90              | Gray  | NG 3414 300    | → 2 601 074    |

| 1 3/4" x 7 3/4" |               |                 |               |                            |                            |
|-----------------|---------------|-----------------|---------------|----------------------------|----------------------------|
| Length<br>ft/in | Weight<br>lbs | Qty/Pal<br>pcs. | Color         | Item No<br>OLD             | Item No<br>NEW             |
| 8' 2"           | 44.1          | 60              | Gray<br>Brown | UG 4220 250<br>UB 4220 250 | → 2 600 215<br>→ 2 600 216 |


| 1 3/4" x 4 3/4" |               |                 |               |                            |                            |
|-----------------|---------------|-----------------|---------------|----------------------------|----------------------------|
| Length<br>ft/in | Weight<br>lbs | Qty/Pal<br>pcs. | Color         | Item No<br>OLD             | Item No<br>NEW             |
| 6' 7"           | 22.0          | 90              | Gray<br>Brown | NG 4512 200<br>NB 4512 200 | → 2 600 022<br>→ 2 600 012 |
| 9' 2"           | 30.9          | 90              | Gray<br>Brown | NG 4512 280<br>NB 4512 280 | → 2 600 025<br>→ 2 600 026 |



## BOARD PROFILE

Reinforced tongue and groove

Colors



| 1 5/8" x 7 3/4" |               |                 |               |                            |                            |
|-----------------|---------------|-----------------|---------------|----------------------------|----------------------------|
| Length<br>ft/in | Weight<br>lbs | Qty/Pal<br>pcs. | Color         | Item No<br>OLD             | Item No<br>NEW             |
| 8' 2"           | 49.6          | 60              | Gray<br>Brown | AG 4220 250<br>AB 4220 250 | → 2 600 048<br>→ 2 600 047 |

### APPLIES TO ALL BOARD PROFILES

With hanit® products, dimensions (up to 3%) and color can vary.


Take the temperature related length fluctuations during installation (up to +/- 1.5%) into account and enquire about the maximum span.



# hanit® ULTRA BOARD PROFILE

Tongue and groove

Colors



| 1 1/8" x 5 3/8" |               |                 |       |                |                |
|-----------------|---------------|-----------------|-------|----------------|----------------|
| Length<br>ft/in | Weight<br>lbs | Qty/Pal<br>pcs. | Color | Item No<br>OLD | Item No<br>NEW |
| 12"             | 27.4          | 98              | Brown | INT 951 MBR    | → 2 501 170    |
|                 |               |                 | Black | INT 951 BLK    | → 2 501 169    |

| 1 3/8" x 5 3/8" |               |                 |       |                |                |
|-----------------|---------------|-----------------|-------|----------------|----------------|
| Length<br>ft/in | Weight<br>lbs | Qty/Pal<br>pcs. | Color | Item No<br>OLD | Item No<br>NEW |
| 8' 6"           | 26.2          | 77              | Brown | INT 035 MBR    | → 2 500 611    |
|                 |               |                 | Black | INT 035 BLK    | → 2 500 612    |
| 10'             | 30.7          | 77              | Brown | INT 938 MBR    | → 2 500 443    |
|                 |               |                 | Black | INT 938 BLK    | → 2 500 444    |

## APPLIES TO ALL BOARD PROFILES

With hanit® products, dimensions (up to 3%) and color can vary.

Take the temperature related fluctuations (up to +/-1.5%) into consideration during installation. Please enquire about maximum spans.


⚡ Item typically in stock.



# BOARD PROFILE

Standard, reinforced

Colors



| 1 5/8" x 4 3/4" |               |                 |       |                |                |
|-----------------|---------------|-----------------|-------|----------------|----------------|
| Length<br>ft/in | Weight<br>lbs | Qty/Pal<br>pcs. | Color | Item No<br>OLD | Item No<br>NEW |
| 8' 2"           | 31.3          | 63              | Gray  | BGE 4212 250   | → 2 500 640    |
|                 |               |                 | Brown | BBE 4212 250   | → 2 500 798    |

| End cap including screws       |               |       |                |                |
|--------------------------------|---------------|-------|----------------|----------------|
| Dimensions<br>W x D x H; ft/in | Weight<br>lbs | Color | Item No<br>OLD | Item No<br>NEW |
| 1 5/8" x 3/4" x 4 3/4"         | 0.1           | Gray  | AKG 422 120    | → 2 501 116    |
|                                |               | Brown | AKB 422 120    | → 2 501 118    |

## NOTE

- » For superior strength, profiles are reinforced with rectangular galvanized steel pipe
- » Can span lengths of up to 8' 2"
- » Reinforced profiles have built-in expansion chambers (with lamellar plugs)
- » Ideal for permanent fences
- » Rounded edges – no risk of injury. When cutting boards, we recommend end caps for the cut edges






# STALL BOARD

With tongue and groove

## Colors



| 1½" x 5⅝"       |               |                 |       |                |                | ○● |
|-----------------|---------------|-----------------|-------|----------------|----------------|----|
| Length<br>ft/in | Weight<br>lbs | Qty/Pal<br>pcs. | Color | Item No<br>OLD | Item No<br>NEW |    |
| 9' 2"           | 20.9          | 120             | Gray  | NG 2813 280    | → 2 600 213    |    |
|                 |               |                 | Brown | NB 2813 280    | → 2 600 214    |    |

| 1½" x 5⅝"       |               |                 |       |                |                | ○● |
|-----------------|---------------|-----------------|-------|----------------|----------------|----|
| Length<br>ft/in | Weight<br>lbs | Qty/Pal<br>pcs. | Color | Item No<br>OLD | Item No<br>NEW |    |
| 9' 2"           | 28.7          | 120             | Gray  | NG 3813 280    | → 2 600 209    |    |
|                 |               |                 | Brown | NB 3813 280    | → 2 600 210    |    |

## NOTE

With a board width of 5⅝", it takes approx. 7.7 boards to make 3' 3⅜".

Please refer to the installation recommendations and the corresponding data sheet. These can be found on our website [www.hahnplastics.ca](http://www.hahnplastics.ca) and downloaded from the selected product page.







## FENCING AND BARRIERS

The best choice!

Conditions outside are tough. Cold, damp, heat, UV and pollution all take their toll on traditional materials. Metal rusts, concrete weathers and wood decays.

None of these problems affect hanit®. It doesn't need to be replaced, repaired or maintained. Over the lifetime of the product, our posts, piles and fencing represent excellent value for money.

- » Weather resistant
- » High breaking strength
- » Easy processing
- » Maintenance-free
- » Systems with extensive accessories

**AGRICULTURE****PASTURE****URBAN APPLICATIONS****PRIVACY FENCE****Posts and cross-profile stakes**

- » Round posts ..... p. 42–44
- » Round posts, reinforced ..... p. 45
- » Square posts ..... p. 46
- » Square posts, reinforced ..... p. 47
- » Square profile, bevelled edges and reinforced p. 47
- » Cross-profile stakes ..... p. 47

**Bollards**

- » Diamond head bollard ..... p. 48
- » Pyramid head bollard ..... p. 49
- » Dome shaped bollard ..... p. 50

**Fence construction and barriers**

- » Pales and posts ..... p. 51
- » hanit® Ultra fence boards ..... p. 52
- » hanit® Ultra fence posts ..... p. 53
- » Pasture fence ..... p. 54–55
- » Paddock gate ..... p. 56
- » Handrail systems ..... p. 57–58
- » Barriers ..... p. 59
- » Railing components ..... p. 59
- » hanit® Ultra knee rails ..... p. 60–61

**View protection**

- Privacy fence ..... p. 62






# ROUND POST

When it needs to last

## Colors



| Ø 1 3/4" <span>○ ●</span> |               |                 |       |                |                |
|---------------------------|---------------|-----------------|-------|----------------|----------------|
| Length<br>ft/in           | Weight<br>lbs | Qty/Pal<br>pcs. | Color | Item No<br>OLD | Item No<br>NEW |
| 2' 9 1/2"                 | 2.9           | 300             | Gray  | SG 045 085     | → 3 000 083    |
|                           |               |                 | Brown | SB 045 085     | → 3 000 148    |
| 4' 3"                     | 4.2           | 165             | Gray  | SG 045 130     | → 3 000 084    |
|                           |               |                 | Brown | SB 045 130     | → 3 000 027    |
| 4' 11"                    | 4.9           | 165             | Gray  | SG 045 150     | → 3 000 085    |
|                           |               |                 | Brown | SB 045 150     | → 3 000 028    |
| 5' 9"                     | 5.7           | 165             | Gray  | SG 045 175     | → 3 000 008    |
|                           |               |                 | Brown | SB 045 175     | → 3 000 003    |

| Ø 2 3/8" <span>○ ●</span> |               |                 |       |                |                |
|---------------------------|---------------|-----------------|-------|----------------|----------------|
| Length<br>ft/in           | Weight<br>lbs | Qty/Pal<br>pcs. | Color | Item No<br>OLD | Item No<br>NEW |
| 4' 11"                    | 8.6           | 125             | Gray  | SG 060 150     | → 3 000 089    |
|                           |               |                 | Brown | SB 060 150     | → 3 000 032    |
| 5' 9"                     | 10.1          | 125             | Gray  | SG 060 175     | → 3 000 090    |
|                           |               |                 | Brown | SB 060 175     | → 3 000 033    |
| 6' 7"                     | 11.7          | 125             | Gray  | SG 060 200     | → 3 000 091    |
|                           |               |                 | Brown | SB 060 200     | → 3 000 034    |



## TIPS & TRICKS

- » hanit® round posts are as easy to work with as wood
- » For electric fence insulators, pre-drill the post and screw in
- » Easily cut to an angle
- » Signs and notices can be easily attached with screws

Please refer to the installation recommendations and the corresponding data sheet. These can be found on our website [www.hahnplastics.ca](http://www.hahnplastics.ca) and downloaded from the selected product page.





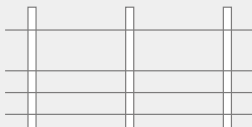


| Ø 3 1/8"        |               |                 |       |                |                | ○ ○ ● |
|-----------------|---------------|-----------------|-------|----------------|----------------|-------|
| Length<br>ft/in | Weight<br>lbs | Qty/Pal<br>pcs. | Color | Item No<br>OLD | Item No<br>NEW |       |
| 5' 9"           | 18.1          | 60              | Gray  | SG 080 175     | → 3 000 104    |       |
|                 |               |                 |       | SB 080 175     | → 3 000 046    |       |
| 6' 7"           | 20.5          | 60              | Gray  | SG 080 200     | → 3 000 106    |       |
|                 |               |                 |       | SB 080 200     | → 3 000 047    |       |
| 7' 4 1/2"       | 23.1          | 60              | Gray  | SG 080 225     | → 3 000 108    |       |
|                 |               |                 |       | SB 080 225     | → 3 000 048    |       |
| 8' 2"           | 25.8          | 60              | Gray  | SG 080 250     | → 3 000 109    |       |
|                 |               |                 |       | SB 080 250     | → 3 000 049    |       |
| 9' 2"           | 28.9          | 60              | Gray  | SG 080 280     | → 3 000 011    |       |
|                 |               |                 |       | SB 080 280     | → 3 000 006    |       |

| Ø 4"            |               |                 |       |                |                | ○ ○ ● |
|-----------------|---------------|-----------------|-------|----------------|----------------|-------|
| Length<br>ft/in | Weight<br>lbs | Qty/Pal<br>pcs. | Color | Item No<br>OLD | Item No<br>NEW |       |
| 5' 9"           | 28.2          | 67              | Gray  | SG 100 175     | → 3 000 117    |       |
|                 |               |                 |       | SB 100 175     | → 3 000 057    |       |
| 6' 7"           | 32.2          | 67              | Gray  | SG 100 200     | → 3 000 118    |       |
|                 |               |                 |       | SB 100 200     | → 3 000 058    |       |
| 7' 6"           | 37.0          | 67              | Gray  | SG 100 230     | → 3 000 120    | ⚡     |
|                 |               |                 |       | SB 100 230     | → 3 000 060    |       |
| 8' 2"           | 40.3          | 67              | Gray  | SG 100 250     | → 3 000 122    |       |
|                 |               |                 |       | SB 100 250     | → 3 000 062    |       |
| 9' 2"           | 45.0          | 67              | Gray  | SG 100 280     | → 3 000 125    |       |
|                 |               |                 |       | SB 100 280     | → 3 000 064    |       |

## RECOMMENDED FENCE HEIGHTS

Fence with posts  
and four wires



Fence with posts and  
three bars / rails



- » When choosing post lengths, follow the general rule: 1/3 below ground, 2/3 above ground.
- » For taller posts, use larger post diameters / dimensions.

Our recommended fence heights and types vary depending on the type of animal:

| Animal                               | No. wires / bars | Height approx. in ft/in                  |
|--------------------------------------|------------------|--|
| Cows                                 | 2                | 23 5/8" / 2' 11 1/2"                     |
| Beef cattle and suckler cows         | 3                | 17 3/4" / 2' 5 1/2" / 3' 5 1/4"          |
| Small horses and ponies <sup>1</sup> | 3                | 17 3/4" / 2' 5 1/2" / 3' 11 1/4"         |
| Horses <sup>1</sup>                  | 3                | 23 5/8" / 3' 3 3/8" / 4' 7"              |
| Sheep and goats <sup>1</sup>         | 5                | 6" / 11 3/4" / 19 5/8" / 2' / 2' 11 1/2" |
| Poultry <sup>2</sup>                 | 4                | 7 3/4" / 15 3/4" / 23 5/8" / 2' 9 1/2"   |
| Pigs                                 | 4                | 6" / 11 3/4" / 19 5/8" / 2' 2"           |

<sup>1</sup> Height may have to be adjusted according to how high the animals can jump.

<sup>2</sup> Height may have to be adjusted according to flight ability.

The heights and recommendations above are a rough guide. Every fence should be given individual consideration.

⚡ Item typically in stock.



| Ø 4 3/4" <span>○●</span> |               |                 |               |                |                |
|--------------------------|---------------|-----------------|---------------|----------------|----------------|
| Length<br>ft/in          | Weight<br>lbs | Qty/Pal<br>pcs. | Color         | Item No<br>OLD | Item No<br>NEW |
| 5' 9"                    | 40.6          | 28              | Gray<br>Brown | SG 120 175     | → 3 000 130    |
|                          |               |                 |               | SB 120 175     | → 3 000 069    |
| 6' 7"                    | 46.3          | 28              | Gray<br>Brown | SG 120 200     | → 3 000 131    |
|                          |               |                 |               | SB 120 200     | → 3 000 070    |
| 7' 4 1/2"                | 52.2          | 28              | Gray<br>Brown | SG 120 225     | → 3 000 132    |
|                          |               |                 |               | SB 120 225     | → 3 000 071    |
| 8' 2"                    | 58.0          | 28              | Gray<br>Brown | SG 120 250     | → 3 000 133    |
|                          |               |                 |               | SB 120 250     | → 3 000 072    |
| 9' 2"                    | 64.8          | 28              | Gray<br>Brown | SG 120 280     | → 3 000 012    |
|                          |               |                 |               | SB 120 280     | → 3 000 007    |

| Ø 6" <span>○●</span> |               |                 |               |                |                |
|----------------------|---------------|-----------------|---------------|----------------|----------------|
| Length<br>ft/in      | Weight<br>lbs | Qty/Pal<br>pcs. | Color         | Item No<br>OLD | Item No<br>NEW |
| 6' 7"                | 72.3          | 30              | Gray<br>Brown | SG 150 200     | → 3 000 140    |
|                      |               |                 |               | SB 150 200     | → 3 000 079    |
| 7' 4 1/2"            | 81.6          | 30              | Gray<br>Brown | SG 150 225     | → 3 000 141    |
|                      |               |                 |               | SB 150 225     | → 3 000 080    |
| 8' 2"                | 90.6          | 30              | Gray<br>Brown | SG 150 250     | → ⚡ 3 000 142  |
|                      |               |                 |               | SB 150 250     | → ⚡ 3 000 081  |
| 9' 2"                | 101.1         | 30              | Gray<br>Brown | SG 150 280     | → 3 000 143    |
|                      |               |                 |               | SB 150 280     | → 3 000 082    |

NOTE

We offer piles with a diameter of 7 3/4" and a length of up to 19'8". Further information about this product can be found in chapter 3 on page 72.

Please refer to the installation recommendations and the corresponding data sheet. These can be found on our website [www.hahnplastics.ca](http://www.hahnplastics.ca) and downloaded from the selected product page.



⚡ Item typically in stock.






# ROUND POST, REINFORCED

Even stronger, even better

## Colors



| Ø 3 1/8"        |               |                 |       |                |                |
|-----------------|---------------|-----------------|-------|----------------|----------------|
| Length<br>ft/in | Weight<br>lbs | Qty/Pal<br>pcs. | Color | Item No<br>OLD | Item No<br>NEW |
| 6' 7"           | 23.4          | 60              | Gray  | EG 080 200     | → 3 000 193    |
|                 |               |                 | Brown | EB 080 200     | → 3 000 197    |
| 7' 4 1/2"       | 26.5          | 60              | Gray  | EG 080 225     | → 3 000 196    |
|                 |               |                 | Brown | EB 080 225     | → 3 000 198    |
| 8' 2"           | 29.3          | 60              | Gray  | EG 080 250     | → 3 000 021    |
|                 |               |                 | Brown | EB 080 250     | → 3 000 018    |
| 9'              | 32.0          | 60              | Gray  | EG 080 275     | → 3 000 022    |
|                 |               |                 | Brown | EB 080 275     | → 3 000 019    |
| 9' 6"           | 33.7          | 60              | Gray  | EG 080 290     | → 3 000 023    |
|                 |               |                 | Brown | EB 080 290     | → 3 000 020    |

| Ø 3 1/8", with bevel (as brace) |               |                 |       |                |                |
|---------------------------------|---------------|-----------------|-------|----------------|----------------|
| Length<br>ft/in                 | Weight<br>lbs | Qty/Pal<br>pcs. | Color | Item No<br>OLD | Item No<br>NEW |
| 8' 2"                           | 29.3          | 60              | Gray  | GS 080 250     | → 3 000 024    |
|                                 |               |                 | Brown | BS 080 250     | → 3 000 015    |
| 9'                              | 32.0          | 60              | Gray  | GS 080 275     | → 3 000 025    |
|                                 |               |                 | Brown | BS 080 275     | → 3 000 016    |



## TECHNICAL DATA OF REINFORCEMENT

Steel tubing: S235

Diameter: approx. 10 1/2"

Wall thickness: approx. 1/8"

To accommodate the different expansion rates of steel and recycled plastic, our reinforced profiles have a built-in expansion chamber that is closed with a plug.







# SQUARE POST

Multi-purpose

Colors



| 2¾" x 2¾"       |               |                 |       |                |   |                |  |
|-----------------|---------------|-----------------|-------|----------------|---|----------------|--|
| Length<br>ft/in | Weight<br>lbs | Qty/Pal<br>pcs. | Color | Item No<br>OLD |   | Item No<br>NEW |  |
| 3' 3¾"          | 9.9           | 121             | Gray  | VG 070 100     | → | 3 200 041      |  |
|                 |               |                 | Brown | VB 070 100     | → | 3 200 047      |  |
| 4' 11"          | 15.0          | 55              | Gray  | VG 070 150     | → | 3 200 038      |  |
|                 |               |                 | Brown | VB 070 150     | → | 3 200 049      |  |
| 5' 9"           | 17.6          | 55              | Gray  | VG 070 175     | → | 3 200 043      |  |
|                 |               |                 | Brown | VB 070 175     | → | 3 200 050      |  |
| 6' 7"           | 20.1          | 55              | Gray  | VG 070 200     | → | 3 200 039      |  |
|                 |               |                 | Brown | VB 070 200     | → | 3 200 033      |  |

| 3½" x 3½" (Dimensional 4" x 4") |               |                 |       |                |   |                |  |
|---------------------------------|---------------|-----------------|-------|----------------|---|----------------|--|
| Length<br>ft/in                 | Weight<br>lbs | Qty/Pal<br>pcs. | Color | Item No<br>OLD |   | Item No<br>NEW |  |
| 3' 3¾"                          | 16.5          | 130             | Gray  | VG 090 100     | → | 3 200 021      |  |
|                                 |               |                 | Brown | VB 090 100     | → | 3 200 005      |  |
| 4' 1"                           | 20.7          | 84              | Gray  | VG 090 125     | → | 3 200 022      |  |
|                                 |               |                 | Brown | VB 090 125     | → | 3 200 006      |  |
| 4' 11"                          | 24.9          | 84              | Gray  | VG 090 150     | → | 3 200 023      |  |
|                                 |               |                 | Brown | VB 090 150     | → | 3 200 007      |  |
| 5' 9"                           | 29.1          | 84              | Gray  | VG 090 175     | → | 3 200 024      |  |
|                                 |               |                 | Brown | VB 090 175     | → | 3 200 008      |  |
| 6' 7"                           | 33.3          | 84              | Gray  | VG 090 200     | → | 3 200 025      |  |
|                                 |               |                 | Brown | VB 090 200     | → | 3 200 009      |  |
| 7' 4½"                          | 37.3          | 84              | Gray  | VG 090 225     | → | 3 200 026      |  |
|                                 |               |                 | Brown | VB 090 225     | → | 3 200 010      |  |
| 8' 2"                           | 41.4          | 84              | Gray  | VG 090 250     | → | ⚡ 3 200 028    |  |
|                                 |               |                 | Brown | VB 090 250     | → | ⚡ 3 200 012    |  |
| 9' 2"                           | 46.5          | 84              | Gray  | VG 090 280     | → | 3 200 029      |  |
|                                 |               |                 | Brown | VB 090 280     | → | 3 200 013      |  |



⚡ Item typically in stock.





## SQUARE POST, REINFORCED

The especially sturdy one

Colors



| 3½" x 3½"       |               |                 |       |                |   | ○ ●            |  |
|-----------------|---------------|-----------------|-------|----------------|---|----------------|--|
| Length<br>ft/in | Weight<br>lbs | Qty/Pal<br>pcs. | Color | Item No<br>OLD |   | Item No<br>NEW |  |
| 6' 7"           | 34.8          | 48              | Gray  | AG 090 200     | → | 3 200 075      |  |
|                 |               |                 | Brown | AB 090 200     | → | 3 200 078      |  |
| 7' 4½"          | 39.5          | 48              | Gray  | AG 090 225     | → | 3 200 074      |  |
|                 |               |                 | Brown | AB 090 225     | → | 3 200 079      |  |
| 8' 2"           | 44.1          | 48              | Gray  | AG 090 250     | → | 3 200 076      |  |
|                 |               |                 | Brown | AB 090 250     | → | 3 200 080      |  |
| 9'              | 48.7          | 48              | Gray  | AG 090 275     | → | 3 200 077      |  |
|                 |               |                 | Brown | AB 090 275     | → | 3 200 081      |  |
| 9' 6"           | 52.7          | 48              | Gray  | AG 090 290     | → | 3 200 068      |  |
|                 |               |                 | Brown | AB 090 290     | → | 3 200 082      |  |



### TECHNICAL DATA OF REINFORCEMENT

Steel tubing: S235

Diameter: approx. 10½"

Wall thickness: approx. ⅛"

To accommodate the different expansion rates of steel and recycled plastic, our reinforced profiles have a built-in expansion chamber that is closed with a plug.

Colors



## SQUARE PROFILE

Bevelled edges and reinforced

Post 3½" x 3½", reinforced, with beveled edges

| Thickness<br>ft/in | Width<br>ft/in | Length<br>ft/in | Weight<br>lbs | Color | Item No<br>OLD |   | Item No<br>NEW |
|--------------------|----------------|-----------------|---------------|-------|----------------|---|----------------|
| 3½"                | 7' 10½"        | 3½"             | 45.4          | Brown | AB 090240 F    | → | 2 300 749      |



## CROSS-PROFILE STAKE

With point

Colors



| 2¾" x 2¾"       |               |                 |       |                |   | ○ ●            |  |
|-----------------|---------------|-----------------|-------|----------------|---|----------------|--|
| Length<br>ft/in | Weight<br>lbs | Qty/Pal<br>pcs. | Color | Item No<br>OLD |   | Item No<br>NEW |  |
| 4' 11"          | 6.2           | 120             | Gray  | KG 070 150     | → | 3 400 005      |  |
| 5' 9"           | 7.3           | 120             | Gray  | KG 070 175     | → | 3 400 006      |  |
| 6' 7"           | 8.2           | 120             | Gray  | KG 070 200     | → | 3 400 007      |  |











# DIAMOND HEAD BOLLARD

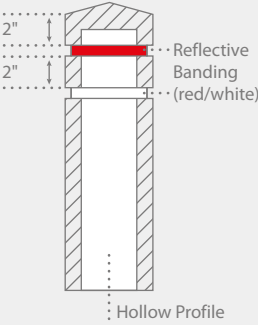
Hollow profile, with or without reflectors

Colors



| 5½" x 5½", without reflector strips |               |                 |       |                |   |  |  |
|-------------------------------------|---------------|-----------------|-------|----------------|---|---|---|
| Height<br>ft/in                     | Weight<br>lbs | Qty/Pal<br>pcs. | Color | Item No<br>OLD |   | Item No<br>NEW  |   |
| 4' 7"                               | 37.5          | 56              | Brown | PDHB 14 140    | → | 3 500 045   |   |
|                                     |               |                 | Black | PDH 14 140     | → | 3 500 048   |   |
| 5½" x 5½", with 2 reflector strips  |               |                 |       |                |   |  |  |
| Height<br>ft/in                     | Weight<br>lbs | Qty/Pal<br>pcs. | Color | Item No<br>OLD |   | Item No<br>NEW  |   |
| 4' 7"                               | 37.5          | 56              | Brown | PDHB 14 140 A  | → | 3 500 046   |   |
|                                     |               |                 | Black | PDH 14 140 A   | → | 3 500 049   |   |





2"  
2"

Reflective  
Banding  
(red/white)

Hollow Profile

### INFO

The bollards are available with or without reflector strips. Only the bollards with the reflector strips are routed.

Strip at top: ⅝", red

Strip at bottom: ⅝", white







# PYRAMID HEAD BOLLARD

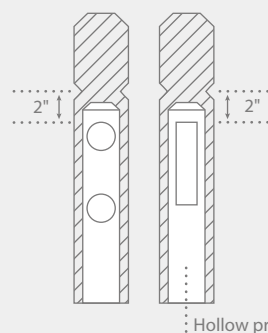
Hollow profile, with reflectors

## Colors



4 3/4" x 4 3/4", including reflectors

| Height<br>ft/in | Weight<br>lbs | Qty/Pal<br>pcs. | Color | Item No<br>OLD   | Item No<br>NEW |
|-----------------|---------------|-----------------|-------|------------------|----------------|
| 5' 3"           | 30.6          | 53              | Brown | PBA 1212 160 A → | 3 500 059      |



## INFO

The bollard is equipped with two round reflectors ( $\varnothing 2\frac{3}{8}$ ") and a rectangular reflector ( $1\frac{5}{8}$ " x  $7\frac{1}{8}$ ").

Hollow profile






# DOME SHAPED BOLLARD

Hollow profile, with or without reflectors

Colors



| Ø 6", without reflector strips |               |                 |       |                |   | ○●             |
|--------------------------------|---------------|-----------------|-------|----------------|---|----------------|
| Height<br>ft/in                | Weight<br>lbs | Qty/Pal<br>pcs. | Color | Item No<br>OLD |   | Item No<br>NEW |
| 4' 11"                         | 30.9          | 30              | Gray  | PGH 15 150     | → | 3 500 050      |
|                                |               |                 | Brown | PBH 15 150     | → | 3 500 051      |

| Ø 6", with 2 reflector strips |               |                 |       |                |   | ○●             |
|-------------------------------|---------------|-----------------|-------|----------------|---|----------------|
| Height<br>ft/in               | Weight<br>lbs | Qty/Pal<br>pcs. | Color | Item No<br>OLD |   | Item No<br>NEW |
| 4' 11"                        | 30.9          | 30              | Gray  | PGH 15 150 A   | → | 3 500 052      |
|                               |               |                 | Brown | PBH 15 150 A   | → | 3 500 053      |



### INFO

The bollards are available with or without reflector strips. Only the bollards with the reflector strips are routed.

Strip at top: 5/8", red

Strip at bottom: 5/8", white







# PALE AND POST

With rounded head

## Colors



| ¾" x 2⅝"        |               |               |                            |                            | ○● |  |
|-----------------|---------------|---------------|----------------------------|----------------------------|----|--|
| Height<br>ft/in | Weight<br>lbs | Color         | Item No<br>OLD             | Item No<br>NEW             |    |  |
| 23⅝"            | 1.5           | Gray<br>Brown | ZG 2006 060<br>ZB 2006 060 | → 3 600 044<br>→ 3 600 016 |    |  |
| 2' 7½"          | 2.0           | Gray<br>Brown | ZG 2006 080<br>ZB 2006 080 | → 3 600 045<br>→ 3 600 017 |    |  |
| 3' 3⅜"          | 2.4           | Gray<br>Brown | ZG 2006 100<br>ZB 2006 100 | → 3 600 046<br>→ 3 600 018 |    |  |
| 3' 11¼"         | 2.9           | Gray<br>Brown | ZG 2006 120<br>ZB 2006 120 | → 3 600 047<br>→ 3 600 019 |    |  |
| 4' 11"          | 3.7           | Gray<br>Brown | ZG 2006 150<br>ZB 2006 150 | → 3 600 048<br>→ 3 600 020 |    |  |

| 1⅝" x 3⅝"       |               |               |                            |                            | ○● |  |
|-----------------|---------------|---------------|----------------------------|----------------------------|----|--|
| Height<br>ft/in | Weight<br>lbs | Color         | Item No<br>OLD             | Item No<br>NEW             |    |  |
| 23⅝"            | 3.7           | Gray<br>Brown | ZG 3010 060<br>ZB 3010 060 | → 3 600 050<br>→ 3 600 021 |    |  |
| 2' 7½"          | 4.9           | Gray<br>Brown | ZG 3010 080<br>ZB 3010 080 | → 3 600 051<br>→ 3 600 022 |    |  |
| 3' 3⅜"          | 6.2           | Gray<br>Brown | ZG 3010 100<br>ZB 3010 100 | → 3 600 124<br>→ 3 600 023 |    |  |
| 3' 11¼"         | 7.3           | Gray<br>Brown | ZG 3010 120<br>ZB 3010 120 | → 3 600 052<br>→ 3 600 024 |    |  |
| 4' 11"          | 9.3           | Gray<br>Brown | ZG 3010 150<br>ZB 3010 150 | → 3 600 053<br>→ 3 600 025 |    |  |

| 3½" x 3½"       |               |               |                            |                            | ○● |  |
|-----------------|---------------|---------------|----------------------------|----------------------------|----|--|
| Height<br>ft/in | Weight<br>lbs | Color         | Item No<br>OLD             | Item No<br>NEW             |    |  |
| 3' 3⅜"          | 16.5          | Gray<br>Brown | ZG 0909 100<br>ZB 0909 100 | → 3 600 039<br>→ 3 600 011 |    |  |
| 4' 1"           | 20.7          | Gray<br>Brown | ZG 0909 125<br>ZB 0909 125 | → 3 600 040<br>→ 3 600 012 |    |  |
| 4' 11"          | 24.9          | Gray<br>Brown | ZG 0909 150<br>ZB 0909 150 | → 3 600 041<br>→ 3 600 013 |    |  |
| 5' 9"           | 29.1          | Gray<br>Brown | ZG 0909 175<br>ZB 0909 175 | → 3 600 042<br>→ 3 600 014 |    |  |
| 6' 7"           | 33.1          | Gray<br>Brown | ZG 0909 200<br>ZB 0909 200 | → 3 600 043<br>→ 3 600 015 |    |  |



## NOTE

Calling all DIYers! We don't just do bulk orders. We can supply single pales, posts, or panels to fit existing fence dimensions. This makes it easy to replace rotten wood or rusty metal with maintenance-free hanit®.

Recycled plastic profiles can be used as cross-bars but they are not always the right choice. Please contact HAHN for advice.







# hanit® ULTRA FENCE BOARDS

Perfectly coordinated

Colors



| 1" x 4", fence board |               |       |                |                |           |
|----------------------|---------------|-------|----------------|----------------|-----------|
| Height<br>ft/in      | Weight<br>lbs | Color | Item No<br>OLD | Item No<br>NEW |           |
| 2' 11½"              | 4.6           | Brown | INT 049 MBR    | →              | 3 600 001 |
|                      |               | Black | INT 049 BLK    | →              | 3 600 008 |
| 3' 11¼"              | 6.4           | Brown | INT 044 MBR    | →              | 3 600 005 |
|                      |               | Black | INT 044 BLK    | →              | 3 600 004 |
| 5' 11"               | 9.5           | Brown | INT 045 MBR    | →              | 3 600 007 |
|                      |               | Black | INT 045 BLK    | →              | 3 600 006 |

| 1 ¾" x 4", rail |               |       |                |                |           |
|-----------------|---------------|-------|----------------|----------------|-----------|
| Height<br>ft/in | Weight<br>lbs | Color | Item No<br>OLD | Item No<br>NEW |           |
| 11' 10"         | 26.2          | Brown | INT 060 MBR    | →              | 2 500 594 |
|                 |               | Black | INT 060 BLK    | →              | 2 500 596 |

| 2" x 4", rail   |               |       |                |                |           |
|-----------------|---------------|-------|----------------|----------------|-----------|
| Height<br>ft/in | Weight<br>lbs | Color | Item No<br>OLD | Item No<br>NEW |           |
| 9' 10"          | 31.5          | Brown | INT 003 MBR    | →              | 2 500 601 |
|                 |               | Black | INT 003 BLK    | →              | 2 500 602 |
| 11' 10"         | 37.9          | Brown | INT 953 MBR    | →              | 2 501 167 |
|                 |               | Black | INT 953 BLK    | →              | 2 501 168 |

NOTE

- » Fence pales, posts and cross-bars available in black
- » Profiles available up to 11' 10" in length
- » Smoother look
- » hanit® Ultra can span wider gaps than standard hanit®
- » Please note that the maximum span of 11'10' long profiles is 6' and for 9'10" long profiles the maximum span is 5'.





# hanit® ULTRA FENCE POST

With or without point

## Colors



| 3½" x 3½", dimensional 4" x 4" |               |       |                |                |
|--------------------------------|---------------|-------|----------------|----------------|
| Height<br>ft/in                | Weight<br>lbs | Color | Item No<br>OLD | Item No<br>NEW |
| 8'                             | 37.5          | Brown | INT 309 MBR    | → 2 300 732    |
|                                |               | Black | INT 309 BLK    | → 2 300 733    |
| 10'                            | 46.3          | Brown | INT 310 MBR    | → ⚡ 2 300 734  |
|                                |               | Black | INT 310 BLK    | → ⚡ 2 300 735  |

| 4" x 4"         |               |       |                |                |
|-----------------|---------------|-------|----------------|----------------|
| Height<br>ft/in | Weight<br>lbs | Color | Item No<br>OLD | Item No<br>NEW |
| 4' 11"          | 31.5          | Brown | INT 917 MBR    | → 2 300 409    |
|                 |               | Black | INT 917 BLK    | → 2 300 410    |
| 5' 9"           | 36.6          | Brown | INT 918 MBR    | → 2 300 407    |
|                 |               | Black | INT 918 BLK    | → 2 300 408    |
| 9' 10"          | 62.8          | Brown | INT 036 MBR    | → 2 300 405    |
|                 |               | Black | INT 036 BLK    | → 2 300 406    |

| 4" x 4", with point |               |       |                |                |
|---------------------|---------------|-------|----------------|----------------|
| Height<br>ft/in     | Weight<br>lbs | Color | Item No<br>OLD | Item No<br>NEW |
| 4' 11"              | 34.2          | Brown | INT 927 MBR    | → 3 200 092    |
|                     |               | Black | INT 927 BLK    | → 3 200 091    |
| 5' 9"               | 39.9          | Brown | INT 928 MBR    | → 3 200 094    |
|                     |               | Black | INT 928 BLK    | → 3 200 093    |



⚡ Item typically in stock.





# PASTURE FENCE

Ingeniously simple and simply robust

Colors



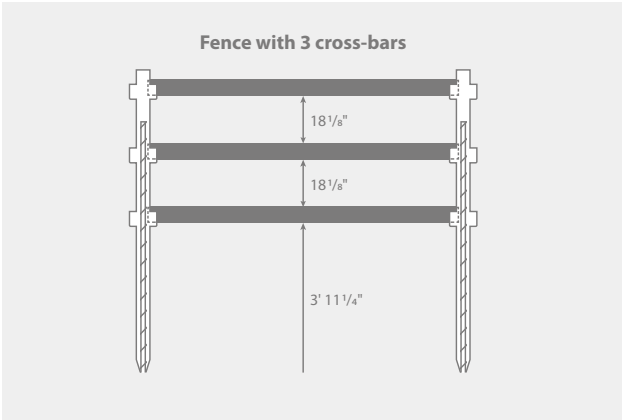
| Field post 4 3⁄8" x 4" (for 3 cross-bars), reinforced |               |       |                     |                |  |
|---|---------------|-------|---------------------|----------------|--|
| Length<br>ft/in                                       | Weight<br>lbs | Color | Item No<br>OLD      | Item No<br>NEW |  |
| 7' 6"   | 57.8          | Brown | KPBA 1011 2303-LA → | 3 700 003      |  |

| End post 4 3⁄8" x 4" (for 3 cross-bars), reinforced |               |       |                  |                |  |
|---|---------------|-------|------------------|----------------|--|
| Length<br>ft/in                                     | Weight<br>lbs | Color | Item No<br>OLD   | Item No<br>NEW |  |
| 7' 6"   | 54.5          | Brown | KEBA 1011 2303 → | 3 700 032      |  |



PRODUCT INFO

- » **Cross-bar reinforcement**  
Material: rectangular tubing, zinc-coated, S235  
Section: 2" x 3⁄4"; Wall thickness: approx. 1⁄8"
- » **Post reinforcement**  
Material: steel tubing, zinc-coated, S235  
Diameter: approx. 1 5⁄8"; Wall thickness: approx. 1"



NOTE

- » Delivery includes screws for securing of cross-bars (quantity is dependent on the number of recesses)
- » Please refer to the installation recommendations, data sheet, and assembly instructions. These can be found on our website [www.hahnplastics.ca](http://www.hahnplastics.ca) and downloaded from the selected product page.
- » In cases of cross-bars being cut and where they will not be installed in the recesses, we recommend covering the cut edges with our covering cap for a safe and permanent closure.




| Cross-bar 1 $\frac{5}{8}$ " x 4 $\frac{3}{4}$ ", reinforced |               |       |                |                |
|---|---------------|-------|----------------|----------------|
| Length<br>ft/in   | Weight<br>lbs | Color | Item No<br>OLD | Item No<br>NEW |
| 8' 2"   | 31.3          | Brown | BBE 4212 250   | → 2 500 798    |

| Corners for end posts 3 $\frac{7}{8}$ " x 4 $\frac{3}{4}$ " |               |       |                |                |
|---|---------------|-------|----------------|----------------|
| Length<br>ft/in   | Weight<br>lbs | Color | Item No<br>OLD | Item No<br>NEW |
| 4 $\frac{3}{8}$ "   | 1.8           | Brown | KEB 1011 11    | → 3 700 052    |

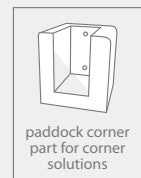
| End cap 1 $\frac{5}{8}$ " x 4 $\frac{3}{4}$ " <sup>1</sup> |               |       |                |                |
|--|---------------|-------|----------------|----------------|
| Thickness<br>ft/in   | Weight<br>lbs | Color | Item No<br>OLD | Item No<br>NEW |
| $\frac{3}{4}$ "  | 0.1           | Brown | AKB 422 120    | → 2 501 118    |

<sup>1</sup> Delivery including assembly materials



## PRODUCT INFO

- » **Corners for end posts**  
Corners made easy! Simply attach corner pieces to an end post to create a right-angle.
- » **Universal paddock corner**  
With our universal paddock corner you can create corners other than the standard 90°. Contact us for more information.



Please refer to the installation recommendations, data sheet, and assembly instructions. These can be found on our website [www.hahnplastics.ca](http://www.hahnplastics.ca) and downloaded from the selected product page.





# PADDOCK GATE

Suitable for the pasture fence system

Colors



| Gate single wing (for 3 cross-bars) |                              |               |       |                |                |
|-------------------------------------|------------------------------|---------------|-------|----------------|----------------|
| Width <sup>1</sup><br>ft/in         | Height <sup>2</sup><br>ft/in | Weight<br>lbs | Color | Item No<br>OLD | Item No<br>NEW |
| 3' 5¼"                              | 4' 11"                       | 172.0         | Brown | KTB 006 →      | 3 700 025      |
| 5' 11"                              | 4' 11"                       | 194.0         | Brown | KTB 004 →      | 3 700 023      |

| Gate double wing (for 3 cross-bars) |                              |               |       |                |                |
|-------------------------------------|------------------------------|---------------|-------|----------------|----------------|
| Width <sup>1</sup><br>ft/in         | Height <sup>2</sup><br>ft/in | Weight<br>lbs | Color | Item No<br>OLD | Item No<br>NEW |
| 11' 10"                             | 4' 11"                       | 683.4         | Brown | KTB 002 →      | 3 700 034      |

| Gate post connector |                 |               |       |                |                |
|---------------------|-----------------|---------------|-------|----------------|----------------|
| Width<br>ft/in      | Height<br>ft/in | Weight<br>lbs | Color | Item No<br>OLD | Item No<br>NEW |
| 4"                  | 4¾"             | 1.8           | Brown | KTB 1011 11 →  | 3 700 020      |

<sup>1</sup> Delivery including assembly materials

## PRODUCT INFO

- » **Gate posts**  
Material: steel tubing, zinc-coated, S235  
Section: 4¾" x 4¾" x 8'2"  
Wall thickness: approx. ¼"  
Gate posts come with pre-installed hinges and have five mounting points (on two sides) for attaching gates. Unused mounting points should be closed with screws.
- » **Cross-bar mount**  
Used for attaching cross-bars on to gate posts.  
The components above come with fixings and/or screws.

<sup>1</sup> Width gate wing  
<sup>2</sup> Height above ground after installation



## NOTE

- » Please refer to the installation recommendations, data sheet, and assembly instructions. These can be found on our website [www.hahnplastics.ca](http://www.hahnplastics.ca) and downloaded from the selected product page.



# HANDRAIL SYSTEM MAXI

Support provided by flexible  
protection system

Colors



| Support post round Ø 4¾" |               |       |                |                |
|--------------------------|---------------|-------|----------------|----------------|
| Length<br>ft/in          | Weight<br>lbs | Color | Item No<br>OLD | Item No<br>NEW |
| 4' 11"                   | 34.8          | Brown | PB 120 150 →   | 1 100 055      |

| Cross-bar round Ø 4¾", reinforced |               |       |                |                |
|-----------------------------------|---------------|-------|----------------|----------------|
| Length<br>ft/in                   | Weight<br>lbs | Color | Item No<br>OLD | Item No<br>NEW |
| 8' 2"                             | 63.9          | Brown | PBE 120 250 →  | 3 700 021      |
| 9' 2"                             | 71.9          | Brown | PBE 120 280 →  | 3 700 029      |

| Installation kit for one cross-bar <sup>1</sup> |                |                |  |
|---|----------------|----------------|--|
| Weight<br>lbs                                   | Item No<br>OLD | Item No<br>NEW |  |
| 2.2   | PSBM-1 →       | 3 700 047      |  |

<sup>1</sup> Not Blue Angel eco-label certified

## PRODUCT INFO

- » Cross-bar reinforcement:  
Material: Steel tubing, galvanized, S235  
Diameter: approx. 1⅝"  
Wall thickness: approx. 1"
- » When used as a railing, be sure to follow any relevant regulations.







# HANDRAIL SYSTEM EASY

Quick assembly due to plug-in-system

## Colors



### Field post Ø 6"

| Length<br>ft/in | Weight<br>lbs | Color | Item No<br>OLD |   | Item No<br>NEW |
|-----------------|---------------|-------|----------------|---|----------------|
| 4' 11"          | 51.1          | Brown | PBA 150 150    | → | 3 700 042      |

### Cross-bar round Ø 3 1/8"

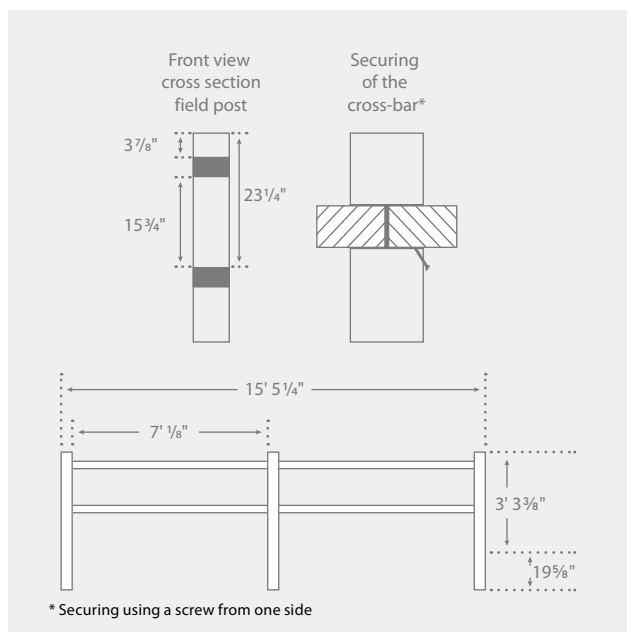
| Length<br>ft/in | Weight<br>lbs | Color | Item No<br>OLD |   | Item No<br>NEW |
|-----------------|---------------|-------|----------------|---|----------------|
| 7' 4 1/2"       | 26.5          | Brown | PBE 080 225    | → | 3 700 006      |

## PRODUCT INFO

- » Cross-bar reinforcement:  
Material: Steel tubing, S235  
Diameter: approx. 10 1/2"  
Wall thickness: approx. 1/8"
- » When used as a railing, be sure to follow any relevant regulations.

To accommodate the different expansion rates of steel and recycled plastic, our reinforced profiles have a built-in expansion chamber which is closed with a plug.

Please refer to the installation recommendations and the corresponding data sheet. These can be found on our website [www.hahnplastics.ca](http://www.hahnplastics.ca) and downloaded from the selected product page.





## BARRIER

Bevelled at each end

### Colors



Complete kit (2 x support post, 1 x cross-bar reinforced, Ø 4 3/4")

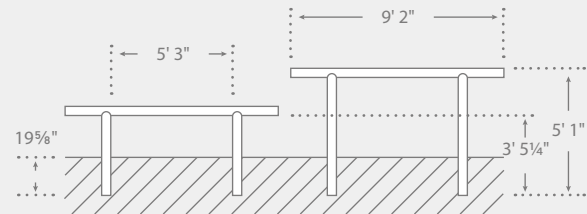
| Height<br>ft/in | Length<br>ft/in | Weight<br>lbs | Color | Item No<br>OLD |               | Item No<br>NEW |
|-----------------|-----------------|---------------|-------|----------------|---------------|----------------|
| 21 5/8"¹        | 3' 5 1/4"²      | 9' 2"         | 114.6 | Brown          | ABB 120 280 → | 3 800 005      |
| 3' 5 1/4"¹      | 5' 1"²          | 9' 2"         | 141.1 | Brown          | ACB 120 280 → | 3 800 007      |

¹ Height after installation ² Total height



### NOTE

The saddle top posts are concreted into place about 19 5/8" deep with an inside spacing of 5' 3"; the cross-bar is placed onto these. Next, the cross-bars and posts are bolted into place from underneath.



## RAILING COMPONENTS

Almost as good as new

Cross-bar 1 5/8" x 4 3/4", reinforced

| Length<br>ft/in | Weight<br>lbs | Color | Item No<br>OLD |  | Item No<br>NEW |
|-----------------|---------------|-------|----------------|--|----------------|
| 8' 6"           | 32.2          | Brown | BBE 4212 260 → |  | 2 500 399      |

Cross-bar round Ø 4 3/4", reinforced

| Length<br>ft/in | Weight<br>lbs | Color | Item No<br>OLD |  | Item No<br>NEW |
|-----------------|---------------|-------|----------------|--|----------------|
| 8' 2"           | 63.9          | Brown | PBE 120 250 →  |  | 3 700 021      |



### Colors



### NOTE

Railings made from steel and wood are often found in parks and parking areas. The steel frame/structure can last for many years but the wooden components soon need replacing or repairing.

Using hanit® to repair and replace old wood works like a maintenance-free upgrade. Round profiles are great for handrails and the board profiles work best as knee rails.

For maximum compatibility, our profiles come in the most commonly used sizes.





# hanit® ULTRA KNEE RAIL

Premium protection

Colors



## Support post 4" x 4", with V-shaped head

| Length<br>ft/in | Weight<br>lbs | Color | Item No<br>OLD | Item No<br>NEW |
|-----------------|---------------|-------|----------------|----------------|
| 4' 1"           | 26.5          | Brown | INT 925 MBR    | → 2 300 411    |
|                 |               | Black | INT 925 BLK    | → 2 300 412    |

## Cross-bar 3 1/8" x 3 1/8"

| Length<br>ft/in | Weight<br>lbs | Color | Item No<br>OLD | Item No<br>NEW |
|-----------------|---------------|-------|----------------|----------------|
| 9' 10"          | 40.8          | Brown | INT 038 MBR    | → 2 300 403    |
|                 |               | Black | INT 038 BLK    | → 2 300 404    |

## Support post 4" x 5 1/2", with V-shaped head

| Length<br>ft/in | Weight<br>lbs | Color | Item No<br>OLD | Item No<br>NEW |
|-----------------|---------------|-------|----------------|----------------|
| 4' 11"          | 31.3          | Brown | INT 042 MBR    | → 2 300 414    |
|                 |               | Black | INT 042 BLK    | → 2 300 413    |

## Cross-bar 4" x 4"

| Length<br>ft/in | Weight<br>lbs | Color | Item No<br>OLD | Item No<br>NEW |
|-----------------|---------------|-------|----------------|----------------|
| 4' 11"          | 31.5          | Brown | INT 917 MBR    | → 2 300 409    |
|                 |               | Black | INT 917 BLK    | → 2 300 410    |
| 5' 9"           | 36.6          | Brown | INT 918 MBR    | → 2 300 407    |
|                 |               | Black | INT 918 BLK    | → 2 300 408    |
| 9' 10"          | 62.8          | Brown | INT 036 MBR    | → 2 300 405    |
|                 |               | Black | INT 036 BLK    | → 2 300 406    |

## Fence strap (steel, galvanized)

| Thickness<br>ft/in | Width<br>ft/in | Type     | Item No<br>OLD | Item No<br>NEW |
|--------------------|----------------|----------|----------------|----------------|
| 1/8"               | 3"             | Standard | INT 950 S      | → 2 300 723    |
|                    | 3"             | Classic  | INT 950 C      | → 2 300 724    |
|                    | 3 1/2"         | Strong   | INT 950 H      | → 2 300 725    |

## Fence Bracket - For use with 1 3/8" x 4" rail

| Thickness<br>ft/in | Width<br>ft/in | Length<br>ft/in | Color | Item No<br>OLD | Item No<br>NEW |
|--------------------|----------------|-----------------|-------|----------------|----------------|
| 1 1/2"             | 3 3/8"         | 5 3/8"          | Brown | INT 956 MBR    | → 2 300 881    |
|                    |                |                 | Black | INT 956 BLK    | → 2 300 880    |

## Fence Bracket - For use with 2" x 4" rail

| Thickness<br>ft/in | Width<br>ft/in | Length<br>ft/in | Color | Item No<br>OLD | Item No<br>NEW |
|--------------------|----------------|-----------------|-------|----------------|----------------|
| 2 1/8"             | 3 3/8"         | 5 3/8"          | Brown | INT 955 MBR    | → 2 300 882    |
|                    |                |                 | Black | INT 955BLK     | → 2 300 883    |

### NOTE

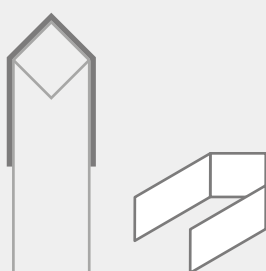
The hanit® Ultra Knee Rail fence is available in the three types: "standard", "classic" and "strong" with the displayed components.

The posts must be installed 4' 11" (at inside of posts). The cross-bar sits on top of the posts and is attached using a fence strap. The desired height above ground can also be achieved by cutting the posts or burying them deeper in the ground.





### FENCE STRAPS AND INSTALLATION EXAMPLES

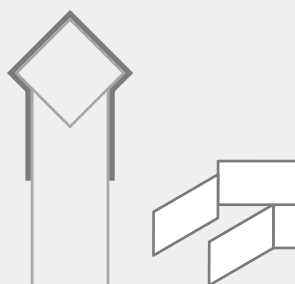


#### STANDARD

Little to no load, e.g. separation of flowerbeds along footpaths

Components:

Posts 4" x 4" x 4' 1"  
Cross bars 3 3/8" x 3 3/8" x 9' 10"

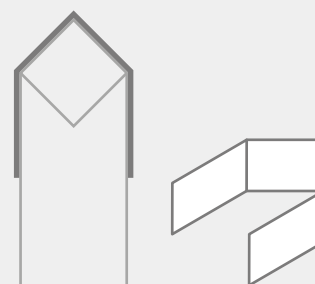


#### CLASSIC

Medium load, e.g. parking lots or grassed areas in need of pedestrian routing

Components:

Posts 4" x 4" x 4' 1"  
Cross bars 4" x 4" x 9' 10"



#### STRONG

High load, e.g. parking lots, parks and paths with constant or daily use

Components:

Posts 4" x 5 1/2" x 4' 11"  
Cross bars 4" x 4" x 9' 10"

Screws not included.






# PRIVACY FENCE

Versatile and multi-purpose

## Colors



### Field post, reinforced

| Thickness<br>ft/in | Width<br>ft/in | Length<br>ft/in | Weight<br>lbs | Color | Item No<br>OLD | Item No<br>NEW |
|--------------------|----------------|-----------------|---------------|-------|----------------|----------------|
| 4¾"                | 6¼"            | 8' 2"           | 95.9          | Brown | SPA 1612 250 → | 4 000 005      |

### Corner post, reinforced

| Thickness<br>ft/in | Width<br>ft/in | Length<br>ft/in | Weight<br>lbs | Color | Item No<br>OLD | Item No<br>NEW |
|--------------------|----------------|-----------------|---------------|-------|----------------|----------------|
| 4¾"                | 6¼"            | 8' 2"           | 92.6          | Brown | SPB 1612 250 → | 4 000 006      |

### End post, reinforced

| Thickness<br>ft/in | Width<br>ft/in | Length<br>ft/in | Weight<br>lbs | Color | Item No<br>OLD | Item No<br>NEW |
|--------------------|----------------|-----------------|---------------|-------|----------------|----------------|
| 4¾"                | 6¼"            | 8' 2"           | 105.8         | Brown | SPC 1612 250 → | 4 000 007      |

### Center support, grooved

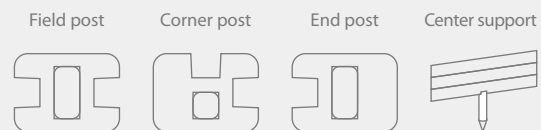
| Ø<br>ft/in | Length<br>ft/in | Weight<br>lbs | Color | Item No<br>OLD | Item No<br>NEW |
|------------|-----------------|---------------|-------|----------------|----------------|
| 3⅞"        | 19⅝"            | 8.2           | Brown | MB 100 050 →   | 4 000 008      |

### Tongue and groove boards

| Thickness<br>ft/in | Width<br>ft/in | Length<br>ft/in | Weight<br>lbs | Color | Item No<br>OLD | Item No<br>NEW |
|--------------------|----------------|-----------------|---------------|-------|----------------|----------------|
| 1½"                | 5⅞"            | 6' 3"           | 19.2          | Gray  | NG 3813 190 →  | 2 600 521      |
|                    |                |                 |               | Brown | NB 3813 190 →  | 2 600 522      |

## NOTE

Field, corner and end posts are all supplied with end caps.  
Number of tongue & groove boards per section: 15 pieces  
Please refer to the installation recommendations and the corresponding data sheet. These can be found on our website [www.hahnplastics.ca](http://www.hahnplastics.ca) and can be downloaded from the selected product page.











## GROUNDWORK AND SURFACES

For the love of dry feet!

When grass, rain and people come together, you're going to get mud. For cases like these, we recommend our ground cover. Whether it's for campsites, riding arenas, parking lots, exhibition sites, beer tents or construction sites, we have the right solution for you. Our footpath planks, boards, paddock slabs, hexagonal eco slabs and Hanpave™ will keep you on solid ground. All our products are robust and lightweight.

We make our decking and paving from heavy-duty hanit®. It's suitable for practically any purpose and can be laid quickly thanks to our effective linking system. Even large areas can be covered quickly and if used for temporary purposes, it can be removed just as easily.

- » Strong enough for heavy-duty use
- » Quick and easy to install
- » Can be used as temporary or permanent installations
- » Lightweight
- » Low transport costs due to high loading capacity

**FOOTBRIDGES, BOARDWALKS AND PATHS****BEACH AND DUNE PATHS****TERRACES, PATIOS AND DECKS****PARKING AREAS AND DRIVEWAYS****Footpath planks and decking**

- » Footpath planks with tongue and groove  
(with or without reinforcement) .....p. 66
- » Footpath planks standard  
(with or without reinforcement) .....p. 67– 69
- » hanit® Ultra footpath planks .....p. 70
- » hanit® Ultra decking .....p. 70
- » Decking .....p. 71
- » Piles .....p. 72
- » Pre-assembled boardwalk elements .....p. 73

**Ground reinforcement**

- » Eco slabs .....p. 73
- » Paddock slabs .....p. 74
- » Hanpave™ .....p. 75
- » Heavy duty ground grids .....p. 76
- » Paving stone .....p. 77





# FOOTPATH PLANK

Tongue and groove

Colors



| 1 5/8" x 6 3/4" |               |                 |       |                |                | ○ ○ |
|-----------------|---------------|-----------------|-------|----------------|----------------|-----|
| Length<br>ft/in | Weight<br>lbs | Qty/Pal<br>pcs. | Color | Item No<br>OLD | Item No<br>NEW |     |
| 3' 3 3/8"       | 13.9          | 75              | Gray  | RGU 040 100    | → 4 100 231    |     |
|                 |               |                 | Brown | RBU 040 100    | → 4 100 297    |     |
| 4' 11"          | 20.9          | 75              | Gray  | RGU 040 150    | → 4 100 230    |     |
|                 |               |                 | Brown | RBU 040 150    | → 4 100 296    |     |
| 6' 7"           | 27.8          | 75              | Gray  | RGU 040 200    | → 4 100 229    |     |
|                 |               |                 | Brown | RBU 040 200    | → 4 100 233    |     |
| 8' 2"           | 34.8          | 75              | Gray  | RGU 040 250    | → 4 100 113    |     |
|                 |               |                 | Brown | RBU 040 250    | → 4 100 232    |     |
| 9' 10"          | 41.9          | 75              | Gray  | RGU 040 300    | → 4 100 117    |     |
|                 |               |                 | Brown | RBU 040 300    | → 4 100 112    |     |

| 1 5/8" x 6 3/4", reinforced |               |                 |       |                |                | ○ ○ |
|-----------------------------|---------------|-----------------|-------|----------------|----------------|-----|
| Length<br>ft/in             | Weight<br>lbs | Qty/Pal<br>pcs. | Color | Item No<br>OLD | Item No<br>NEW |     |
| 3' 3 3/8"                   | 16.3          | 75              | Gray  | RGA 040 100    | → 4 100 298    |     |
|                             |               |                 | Brown | RBA 040 100    | → 4 100 305    |     |
| 4' 11"                      | 24.7          | 75              | Gray  | RGA 040 150    | → 4 100 299    |     |
|                             |               |                 | Brown | RBA 040 150    | → 4 100 304    |     |
| 6' 7"                       | 32.8          | 75              | Gray  | RGA 040 200    | → 4 100 300    |     |
|                             |               |                 | Brown | RBA 040 200    | → 4 100 303    |     |
| 8' 2"                       | 41.0          | 75              | Gray  | RGA 040 250    | → 4 100 301    |     |
|                             |               |                 | Brown | RBA 040 250    | → 4 100 302    |     |
| 9' 10"                      | 49.4          | 65              | Gray  | RGA 040 300    | → 4 100 153    |     |
|                             |               |                 | Brown | RBA 040 300    | → 4 100 154    |     |

## APPLICABLE FOR hanit® FOOTPATH PLANKS

Surface:

Grooved profile slip rating R1

Testing:

BGF-Testing in accordance with ZH1/571 and DIN 51130

Note expansion/contraction due to temperature fluctuations (up to +/- 1.5%) during installation.

The material is recycled plastic. Variation in the surface quality is not always be avoidable.



## OVERVIEW OF SPANS

| Floor surface                           |          |   |  |
|---|----------|---|--|
| Footpath plank<br>(inch)                | Material | Uniformly distributed load: 62.6 psf<br>Point load: 337 lbs | Uniformly distributed load: 104.4 psf<br>Point load: 450 lbs |
| 1 5/8" x 6 3/4"                         | hanit®   | *23 5/8"  | 23 5/8"  |
| 1 5/8" x 6 3/4" reinforced <sup>1</sup> | hanit®   | *3' 3 3/8"  | *3' 3 3/8"   |
| 1 5/8" x 7 3/4"                         | hanit®   | 20 3/4"   | 18 1/8"  |
| 1 5/8" x 7 3/4" reinforced              | hanit®   | *2' 7 1/2"  | 2' 7 1/2"  |
| 1 7/8" x 6 1/2"                         | hanit®   | *23 5/8"  | 22"  |
| 1 7/8" x 6 1/2" reinforced              | hanit®   | *2' 7 1/2"  | 2' 7 1/2"  |
| 2 3/8" x 7 3/4"                         | hanit®   | *2' 7 1/2"  | 2' 7 1/2"  |
| 2 3/8" x 7 3/4" reinforced              | hanit®   | *3' 3 3/8"  | 3' 3 3/8"  |

<sup>1</sup> Two footpath planks each measuring 1 5/8" x 6 3/4" with tongue and groove were tested in combination | \* Maximum span due to the creep properties



# FOOTPATH PLANK

## Colors




| 1 5/8" x 7 3/4" |               |                 |               |                |                | ○ ● |
|-----------------|---------------|-----------------|---------------|----------------|----------------|-----|
| Length<br>ft/in | Weight<br>lbs | Qty/Pal<br>pcs. | Color         | Item No<br>OLD | Item No<br>NEW |     |
| 3' 3 3/8"       | 16.1          | 120             | Gray<br>Brown | RGU 050 100    | → 4 100 239    |     |
|                 |               |                 |               | RBU 050 100    | → 4 100 243    |     |
| 4' 11"          | 24.3          | 60              | Gray<br>Brown | RGU 050 150    | → 4 100 240    |     |
|                 |               |                 |               | RBU 050 150    | → 4 100 244    |     |
| 6' 7"           | 32.4          | 60              | Gray<br>Brown | RGU 050 200    | → 4 100 241    |     |
|                 |               |                 |               | RBU 050 200    | → 4 100 245    |     |
| 8' 2"           | 40.3          | 60              | Gray<br>Brown | RGU 050 250    | → 4 100 242    |     |
|                 |               |                 |               | RBU 050 250    | → 4 100 246    |     |
| 9' 10"          | 48.5          | 60              | Gray<br>Brown | RGU 050 300    | → 4 100 172    |     |
|                 |               |                 |               | RBU 050 300    | → 4 100 247    |     |

| 1 5/8" x 7 3/4", reinforced |               |                 |               |                |                | ○ ● |
|-----------------------------|---------------|-----------------|---------------|----------------|----------------|-----|
| Length<br>ft/in             | Weight<br>lbs | Qty/Pal<br>pcs. | Color         | Item No<br>OLD | Item No<br>NEW |     |
| 3' 3 3/8"                   | 18.5          | 120             | Gray<br>Brown | RGA 050 100    | → 4 100 248    |     |
|                             |               |                 |               | RBA 050 100    | → 4 100 253    |     |
| 4' 11"                      | 27.8          | 60              | Gray<br>Brown | RGA 050 150    | → 4 100 249    |     |
|                             |               |                 |               | RBA 050 150    | → 4 100 254    |     |
| 6' 7"                       | 37.3          | 60              | Gray<br>Brown | RGA 050 200    | → 4 100 250    |     |
|                             |               |                 |               | RBA 050 200    | → 4 100 255    |     |
| 8' 2"                       | 46.3          | 60              | Gray<br>Brown | RGA 050 250    | → 4 100 251    |     |
|                             |               |                 |               | RBA 050 250    | → 4 100 256    |     |
| 9' 10"                      | 55.6          | 56              | Gray<br>Brown | RGA 050 300    | → 4 100 252    |     |
|                             |               |                 |               | RBA 050 300    | → 4 100 257    |     |

## NOTE

- » HAHN boards, square profiles, posts and beams will never rot and can be used with virtually any substructure design. Take a look at chapter 1 'Building and Construction' or contact us for expert advice.
- » Please refer to the installation recommendations, data sheet, and assembly instructions. These can be found on our website [www.hahnplastics.ca](http://www.hahnplastics.ca) and downloaded from the selected product page.







| 1 7⁄8" x 6 1⁄2" |               |                 |               |                |                | ○● |
|-----------------|---------------|-----------------|---------------|----------------|----------------|----|
| Length<br>ft/in | Weight<br>lbs | Qty/Pal<br>pcs. | Color         | Item No<br>OLD | Item No<br>NEW |    |
| 3' 3 3⁄8"       | 16.1          | 75              | Gray<br>Brown | RGU 048 100    | → 4 100 213    |    |
|                 |               |                 |               | RBU 048 100    | → 4 100 217    |    |
| 4' 11"          | 24.3          | 75              | Gray<br>Brown | RGU 048 150    | → 4 100 214    |    |
|                 |               |                 |               | RBU 048 150    | → 4 100 218    |    |
| 6' 7"           | 32.4          | 75              | Gray<br>Brown | RGU 048 200    | → 4 100 215    |    |
|                 |               |                 |               | RBU 048 200    | → 4 100 219    |    |
| 8' 2"           | 40.6          | 75              | Gray<br>Brown | RGU 048 250    | → 4 100 216    |    |
|                 |               |                 |               | RBU 048 250    | → 4 100 220    |    |
| 9' 10"          | 48.5          | 65              | Gray<br>Brown | RGU 048 300    | → 4 100 143    |    |
|                 |               |                 |               | RBU 048 300    | → 4 100 142    |    |

| 1 7⁄8" x 6 1⁄2", reinforced |               |                 |               |                |                | ○● |
|-----------------------------|---------------|-----------------|---------------|----------------|----------------|----|
| Length<br>ft/in             | Weight<br>lbs | Qty/Pal<br>pcs. | Color         | Item No<br>OLD | Item No<br>NEW |    |
| 3' 3 3⁄8"                   | 18.7          | 75              | Gray<br>Brown | RGA 048 100    | → 4 100 221    |    |
|                             |               |                 |               | RBA 048 100    | → 4 100 225    |    |
| 4' 11"                      | 28.2          | 75              | Gray<br>Brown | RGA 048 150    | → 4 100 222    |    |
|                             |               |                 |               | RBA 048 150    | → 4 100 226    |    |
| 6' 7"                       | 37.5          | 75              | Gray<br>Brown | RGA 048 200    | → 4 100 223    |    |
|                             |               |                 |               | RBA 048 200    | → 4 100 227    |    |
| 8' 2"                       | 47.0          | 65              | Gray<br>Brown | RGA 048 250    | → 4 100 224    |    |
|                             |               |                 |               | RBA 048 250    | → 4 100 228    |    |
| 9' 10"                      | 56.2          | 55              | Gray<br>Brown | RGA 048 300    | → 4 100 151    |    |
|                             |               |                 |               | RBA 048 300    | → 4 100 152    |    |



**OPTIONAL:  
RETROFITTED REINFORCEMENT**

- » Flat steel: 1 5⁄16" x 1", galvanized
- » Centered on the underside. Ends approx. 2 3⁄4" before end of profile
- » Flat steel fixed with clips
- » Double reinforcement available on request
- » For footpath planks 2 3⁄8" x 7 3⁄4" stronger reinforcement for increased spans available on request






| 2 3/8" x 7 3/4" |               |                 |               |                |                | ○ ○ |
|-----------------|---------------|-----------------|---------------|----------------|----------------|-----|
| Length<br>ft/in | Weight<br>lbs | Qty/Pal<br>pcs. | Color         | Item No<br>OLD | Item No<br>NEW |     |
| 3' 3 3/8"       | 24.3          | 80              | Gray<br>Brown | RGU 060 100    | → 4 100 258    |     |
|                 |               |                 |               | RBU 060 100    | → 4 100 261    |     |
| 4' 11"          | 36.4          | 40              | Gray<br>Brown | RGU 060 150    | → 4 100 259    |     |
|                 |               |                 |               | RBU 060 150    | → 4 100 262    |     |
| 6' 7"           | 48.5          | 40              | Gray<br>Brown | RGU 060 200    | → 4 100 235    |     |
|                 |               |                 |               | RBU 060 200    | → 4 100 263    |     |
| 8' 2"           | 60.6          | 40              | Gray<br>Brown | RGU 060 250    | → 4 100 260    |     |
|                 |               |                 |               | RBU 060 250    | → 4 100 264    |     |
| 9' 10"          | 72.8          | 40              | Gray<br>Brown | RGU 060 300    | → 4 100 234    |     |
|                 |               |                 |               | RBU 060 300    | → 4 100 265    |     |

| 2 3/8" x 7 3/4", reinforced |               |                 |               |                |                | ○ ○ |
|-----------------------------|---------------|-----------------|---------------|----------------|----------------|-----|
| Length<br>ft/in             | Weight<br>lbs | Qty/Pal<br>pcs. | Color         | Item No<br>OLD | Item No<br>NEW |     |
| 3' 3 3/8"                   | 26.7          | 80              | Gray<br>Brown | RGA 060 100    | → 4 100 266    |     |
|                             |               |                 |               | RBA 060 100    | → 4 100 271    |     |
| 4' 11"                      | 39.9          | 40              | Gray<br>Brown | RGA 060 150    | → 4 100 267    |     |
|                             |               |                 |               | RBA 060 150    | → 4 100 272    |     |
| 6' 7"                       | 53.4          | 40              | Gray<br>Brown | RGA 060 200    | → 4 100 268    |     |
|                             |               |                 |               | RBA 060 200    | → 4 100 273    |     |
| 8' 2"                       | 66.6          | 40              | Gray<br>Brown | RGA 060 250    | → 4 100 269    |     |
|                             |               |                 |               | RBA 060 250    | → 4 100 274    |     |
| 9' 10"                      | 79.8          | 40              | Gray<br>Brown | RGA 060 300    | → 4 100 270    |     |
|                             |               |                 |               | RBA 060 300    | → 4 100 275    |     |

## TIPS & TRICKS

- » For seasonal installation:  
Made to measure (length, width, height) pre-assembled boardwalk elements guarantee quick installation in spring and if required, swift storage in the winter months.
- » Ready-assembled footpath sections consist of boards pre-installed on to beams.
- » The beams are positioned so that each section pushes together easily.
- » It's even quicker and easier when using our ready made boardwalk elements in standard dimensions (more on page 73).







# hanit® ULTRA FOOTPATH PLANK

The permanent solution

Colors



| 1½" x 6"        |               |                 |       |                |   | <input checked="" type="radio"/> <input type="radio"/> |
|-----------------|---------------|-----------------|-------|----------------|---|--|
| Length<br>ft/in | Weight<br>lbs | Qty/Pal<br>pcs. | Color | Item No<br>OLD |   | Item No<br>NEW   |
| 12'             | 43.0          | 60              | Brown | INT 027 MBR    | → | 4 100 432  |
|                 |               |                 | Black | INT 027 BLK    | → | 4 100 431  |

APPLICABLE FOR ALL hanit® ULTRA PRODUCTS

» Specially formulated for a smoother look and wider spans



# hanit® ULTRA DECKING

With a wood-like grain

Colors



| 1⅝" x 6"        |               |                 |       |                |   | <input checked="" type="radio"/> <input type="radio"/> |
|-----------------|---------------|-----------------|-------|----------------|---|--|
| Length<br>ft/in | Weight<br>lbs | Qty/Pal<br>pcs. | Color | Item No<br>OLD |   | Item No<br>NEW   |
| 12'             | 28.7          | 60              | Brown | INT 037 MBR    | → | ⚡ 4 100 429  |
|                 |               |                 | Black | INT 037 BLK    | → | ⚡ 4 100 430  |

⚡ Item typically in stock.








# DECKING

Firm footing, every time

Colors



| 1 1/8" x 7 1/4" |               |                 |       |                |   |  |  |
|-----------------|---------------|-----------------|-------|----------------|---|---|---|
| Length<br>ft/in | Weight<br>lbs | Qty/Pal<br>pcs. | Color | Item No<br>OLD |   | Item No<br>NEW  |   |
| 6' 7"           | 22.5          | 60              | Brown | TB 2820 200    | → | 4 100 167   |   |
|                 |               |                 | Black | TS 2820 200    | → | 4 100 171   |   |
| 9' 10"          | 33.7          | 60              | Brown | TB 2820 300    | → | 4 100 116   |   |
|                 |               |                 | Black | TS 2820 300    | → | 4 100 238   |   |



## NOTE

- » HAHN boards, square profiles, posts and beams will never rot and can be used with virtually any substructure design. Take a look at chapter 1 'Building and Construction' or contact us for expert advice.
- » Please refer to the installation recommendations, data sheet, and assembly instructions. These can be found on our website [www.hahnplastics.ca](http://www.hahnplastics.ca) and downloaded from the selected product page.



BUILDING AND  
CONSTRUCTION

FENCING AND  
BARRIERS

GROUNDWORK AND  
SURFACES

OUTDOOR SPACES  
AND FURNITURE

PLAYGROUND  
FURNITURE

INDEX





# PILE

Solid, stable support

Colors



| Ø 7¾"           |               |                 |       |                |   | ○ ○            |
|-----------------|---------------|-----------------|-------|----------------|---|----------------|
| Length<br>ft/in | Weight<br>lbs | Qty/Pal<br>pcs. | Color | Item No<br>OLD |   | Item No<br>NEW |
| 6' 7"           | 124.6         | 16              | Gray  | SG 200 200     | → | 3 000 217      |
|                 |               |                 | Brown | SB 200 200     | → | 3 000 208      |
| 8' 2"           | 156.5         | 16              | Gray  | SG 200 250     | → | 3 000 242      |
|                 |               |                 | Brown | SB 200 250     | → | 3 000 241      |
| 9' 10"          | 187.4         | 16              | Gray  | SG 200 300     | → | 3 000 218      |
|                 |               |                 | Brown | SB 200 300     | → | 3 000 224      |
| 11' 6"          | 218.5         | 8               | Gray  | SG 200 350     | → | 3 000 221      |
|                 |               |                 | Brown | SB 200 350     | → | 3 000 220      |
| 13' 1"          | 249.8         | 8               | Gray  | SG 200 400     | → | 3 000 219      |
|                 |               |                 | Brown | SB 200 400     | → | 3 000 225      |
| 14' 9"          | 281.1         | 8               | Gray  | SG 200 450     | → | 3 000 215      |
|                 |               |                 | Brown | SB 200 450     | → | 3 000 226      |
| 16'             | 312.2         | 8               | Gray  | SG 200 500     | → | 3 000 210      |
|                 |               |                 | Brown | SB 200 500     | → | 3 000 227      |
| 18'             | 343.5         | 8               | Gray  | SG 200 550     | → | 3 000 222      |
|                 |               |                 | Brown | SB 200 550     | → | 3 000 228      |
| 19' 8"          | 347.8         | 8               | Gray  | SG 200 600     | → | 3 000 223      |
|                 |               |                 | Brown | SB 200 600     | → | 3 000 229      |



NOTE

Piles with a diameter of 9¾" and a length of up to 19' 8" are available on request.






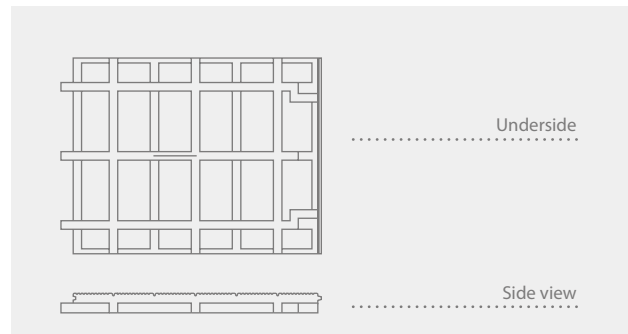
## PRE-ASSEMBLED BOARDWALK ELEMENT

Click, click – done!

Colors




| Length: 3' 3 3/8" |                    |               |                 |       |                 |   |                |  |
|-------------------|--------------------|---------------|-----------------|-------|-----------------|---|----------------|--|
| Width<br>ft/in    | Thickness<br>ft/in | Weight<br>lbs | Qty/Pal<br>pcs. | Color | Item No<br>OLD  |   | Item No<br>NEW |  |
| 3' 3 3/8"         | 3 3/8"             | 76.9          | 10              | Gray  | SBE 1 G 100 100 | → | 4 100 291      |  |
|                   |                    |               |                 | Brown | SBE 1 B 100 100 | → | 4 100 568      |  |
| 3' 11 1/4"        | 3 3/8"             | 89.9          | 10              | Gray  | SBE 1 G 120 100 | → | 4 100 293      |  |
|                   |                    |               |                 | Brown | SBE 1 B 120 100 | → | 4 100 474      |  |



## ECO SLAB

Closed or slotted

Colors



| Thickness: 1 5/8", slotted |                  |               |                 |       |                |   |                |  |
|----------------------------|------------------|---------------|-----------------|-------|----------------|---|----------------|--|
| ø outer<br>ft/in           | ø inner<br>ft/in | Weight<br>lbs | Qty/Pal<br>pcs. | Color | Item No<br>OLD |   | Item No<br>NEW |  |
| 18 1/8"                    | 15 3/4"          | 3.7           | 354             | Gray  | OGA 44 046     | → | 4 200 018      |  |
|                            |                  |               |                 | Brown | OBA 44 046     | → | 4 200 016      |  |

| Thickness: 1 5/8", closed |                  |               |                 |       |                |   |                |  |
|---------------------------|------------------|---------------|-----------------|-------|----------------|---|----------------|--|
| ø outer<br>ft/in          | ø inner<br>ft/in | Weight<br>lbs | Qty/Pal<br>pcs. | Color | Item No<br>OLD |   | Item No<br>NEW |  |
| 18 1/8"                   | 15 3/4"          | 3.7           | 354             | Gray  | OGZ 44 046     | → | 4 200 019      |  |
|                           |                  |               |                 | Brown | OBZ 44 046     | → | 4 200 017      |  |



⚡ Item typically in stock.

### NOTE

1 slab: approx. 1.5 ft<sup>2</sup>

1 pallet: approx. 531 ft<sup>2</sup>

With ribbed structure on the underside for increased stability.

Application: Ideal for temporary use at trade fairs, exhibitions and events.





# Paddock Slab

Agriculture and Livestock Management

Colors



| Thickness: 1 5/8" |                 |               |                 |       |                  |                |
|-------------------|-----------------|---------------|-----------------|-------|------------------|----------------|
| Width<br>ft/in    | Length<br>ft/in | Weight<br>lbs | Qty/Pal<br>pcs. | Color | Item No<br>OLD   | Item No<br>NEW |
| 15 3/4"           | 19 5/8"         | 4.6           | 312             | Black | PPS 05 004 004 → | ⚡ 4 200 028    |



### NOTE

1 slab: approx. 2.15 ft<sup>2</sup>  
1 pallet: approx. 671 ft<sup>2</sup>  
Sealed area: approx. 58%  
Capacity<sup>1</sup>: approx. 1 ft<sup>3</sup> per 10 ft<sup>2</sup>  
Load capacity: SLW 60 according to DIN 1072  
Application: Ideal for paths, drylots, paddocks and feeding areas.

Please refer to the installation recommendations and the corresponding data sheet. These can be found on our website [www.hahnplastics.ca](http://www.hahnplastics.ca) and downloaded from the selected product page.

<sup>1</sup> filled to the top edge



⚡ Item typically in stock.






# HANPAVE™

## Parking and Path Construction

### Colors



| Thickness: 1 5/8"   |                 |               |                 |       |                |   |
|---|-----------------|---------------|-----------------|-------|----------------|---|
| Width<br>ft/in  | Length<br>ft/in | Weight<br>lbs | Qty/Pal<br>pcs. | Color | Item No<br>OLD | Item No<br>NEW  |
| 13 1/8"   | 13 1/8"         | 1.1           | 486             | Black | INT 0 100      | →  4 200 035 |

| Marking element  |       |                |                |
|---|-------|----------------|----------------|
|   | Color | Item No<br>OLD | Item No<br>NEW |
|   | White | INT 0 130      | → 4 200 041    |



### NOTE

|                         |  |
|-------------------------|--|
| 1 grid:                 | approx. 1.19 ft <sup>2</sup>                             |
| 1 pallet:               | approx. 578 ft <sup>2</sup>                              |
| Sealed area:            | approx. 27%  |
| Capacity <sup>1</sup> : | approx. 1.4 ft <sup>3</sup> per 10 ft <sup>2</sup>       |
| Load capacity:          | 23.2 tons per ft <sup>2</sup>                            |
| Application:            | Ideal for drives, parking areas, access roads and paths. |

Please refer to the installation recommendations and the corresponding data sheet. These can be found on our website [www.hahnplastics.ca](http://www.hahnplastics.ca) and downloaded from the selected product page.

<sup>1</sup> filled to the top edge



 Item typically in stock.





# HEAVY DUTY GROUND GRID

With connection system

Colors



| Thickness: 3 1/8" |                 |               |                 |       |                |     | Item No<br>NEW |
|-------------------|-----------------|---------------|-----------------|-------|----------------|-----|----------------|
| Width<br>ft/in    | Length<br>ft/in | Weight<br>lbs | Qty/Pal<br>pcs. | Color | Item No<br>OLD |     |                |
| 15 3/4"           | 23 5/8"         | 19.8          | 135             | Gray  | GH 084 060     | → ⚡ | 4 200 030      |



## NOTE

- 1 grid: approx. 2.58 ft<sup>2</sup>
- 1 pallet: approx. 348 ft<sup>2</sup>
- Sealed area: approx. 47%
- Capacity<sup>1</sup>: approx. 1 ft<sup>3</sup> per 10 ft<sup>2</sup>
- Load capacity: SLW 60 according to DIN 1072
- Application: Ideal for parking areas frequently used by transport trucks.

Please refer to the installation recommendations and the corresponding data sheet. These can be found on our website [www.hahnplastics.ca](http://www.hahnplastics.ca) and downloaded from the selected product page.

<sup>1</sup> filled to the top edge



⚡ Item typically in stock.





# PAVING STONE

With connection system

## Colors



Thickness: 2 3/8"

| Width<br>ft/in | Length<br>ft/in | Weight<br>lbs | Qty/Pal<br>pcs. | Color | Item No<br>OLD   | Item No<br>NEW |
|----------------|-----------------|---------------|-----------------|-------|------------------|----------------|
| 19 5/8"        | 19 5/8"         | 18.5          | 136             | Gray  | PSG 06 054 054 → | 4 200 038      |



## NOTE

- 1 grid: approx. 2.69 ft<sup>2</sup>
- 1 pallet: approx. 365 ft<sup>2</sup>
- Sealed area: approx. 85%
- Capacity<sup>1</sup>: approx. 0.033 ft<sup>3</sup> per ft<sup>2</sup>
- Load capacity: SLW 60 according to DIN 1072
- Application: Ideal for path design

Please refer to the installation recommendations and the corresponding data sheet. These can be found on our website [www.hahnplastics.ca](http://www.hahnplastics.ca) and downloaded from the selected product page.

<sup>1</sup> filled to the top edge







## OUTDOOR SPACES AND FURNITURE

Like new, year after year.

Rain, hail, snow, ice, heat, UV, the outdoor life can be tough for furniture. Paint starts to peel and wood starts to split. You need to invest time and money year after year to fight the elements and keep the weather at bay.

hanit® is weather-resistant. It shrugs off the rain and isn't affected by the cold. Imagine: no more maintenance. No more mothballing in winter. Just imagine how much time and money hanit® outdoor furniture could save you. Timeless aesthetics without endless expenditure.

- » No maintenance costs
- » Made for year-round use
- » Single items and full modular systems
- » For every purpose in any environment

## FURNITURE



## BENCH BOARDS AND ACCESSORIES



## PLANTERS



## RAISED BEDS

**Tivoli set** ..... *p. 80–81*

- » Tivoli bench
- » Canetti bench
- » Tivoli table
- » Trinity table

**Hyde Park set** ..... *p. 82–83*

- » Hyde Park bench
- » Hyde Park bench without backrest
- » Hyde Park table
- » Hyde Park bench extension module
- » Hyde Park bench connection module

**Calero set** ..... *p. 84–85*

- » Calero bench
- » Calero table
- » Calero stool
- » Calero high table

**Taunus set** ..... *p. 86*

- » Taunus forest bench
- » Taunus forest bench without backrest
- » Taunus table

**Benches** ..... *p. 87–98*

- » Bavaria bench
- » Mira bench
- » Piccadilly bench
- » Trafalgar Square bench
- » Sutton bench
- » Eclipse bench
- » High Line bench
- » Ueno bench
- » Somerset bench
- » Highlands bench
- » Provence bench
- » Sapo bench
- » Sapo senior's bench
- » Tarlo senior's bench
- » Aveto sun lounger

**Sets & round benches** ..... *p. 99–102*

- » Stelvio set
- » Serengeti set
- » Isola set
- » Gatton round bench

**Special benches & youth benches** ..... *p. 104–107*

- » Iona bench
- » Grand Canyon shelter
- » Collodi skater bench
- » Tremezzo youth bench

**Bench boards & accessories** ..... *p. 108–112*

- » Bench boards, classic
- » Bench boards, premium
- » Compact bench boards
- » Ground anchor
- » Armrest

**Planters & composters** ..... *p. 113–117*

- » Muscari planter
- » Vinca planter
- » Iberis planter
- » Terra raised bed
- » Modular composter
- » Cemetery composter

**Litter bins** ..... *p. 118–119*

- » Scori litter bin
- » Collec litter bin
- » Stora litter bin





# TIVOLI SET

Ideal for any circumstances

Perfect in combination with  
Tivoli, Canetti and Trinity



## TIVOLI BENCH

| Tivoli bench 1, length: 4' 11" |               |       |                |   |                |
|--------------------------------|---------------|-------|----------------|---|----------------|
| Dimensions<br>L x W x H; ft/in | Weight<br>lbs | Color | Item No<br>OLD |   | Item No<br>NEW |
| 4' 11" x 2' 3½" x 2' 7½"       | 183.9         | Brown | BTB 10 150     | → | 4 300 048      |

| Tivoli bench 2, length: 6' 7"  |               |            |                |   |                |
|--------------------------------|---------------|------------|----------------|---|----------------|
| Dimensions<br>L x W x H; ft/in | Weight<br>lbs | Color      | Item No<br>OLD |   | Item No<br>NEW |
| 6' 7" x 2' 3½" x 2' 7½"        | 169.8         | Brown      | BAB 10 200     | → | 4 300 007      |
|                                |               | Gray-Green | BGA 10 200     | → | 4 300 077      |
|                                |               | Gray-Blue  | BLA 10 200     | → | 4 300 073      |
|                                |               | Gray-Red   | BRC 10 200     | → | 4 300 084      |



## CANETTI BENCH

| Canetti bench 1, length: 4' 11" |               |       |                |   |                |
|---------------------------------|---------------|-------|----------------|---|----------------|
| Dimensions<br>L x W x H; ft/in  | Weight<br>lbs | Color | Item No<br>OLD |   | Item No<br>NEW |
| 4' 11" x 13¾" x 17¾"            | 88.2          | Brown | BTO 10 150     | → | 4 300 049      |

| Canetti bench 2, length: 6' 7" |               |            |                |   |                |
|--------------------------------|---------------|------------|----------------|---|----------------|
| Dimensions<br>L x W x H; ft/in | Weight<br>lbs | Color      | Item No<br>OLD |   | Item No<br>NEW |
| 6' 7" x 13¾" x 17¾"            | 108.0         | Brown      | BAC 10 200     | → | ⚡ 4 300 008    |
|                                |               | Gray-Green | BGB 10 200     | → | 4 300 078      |
|                                |               | Gray-Blue  | BLB 10 200     | → | 4 300 074      |
|                                |               | Gray-Red   | BRD 10 200     | → | 4 300 085      |



## TIVOLI TABLE

### Tivoli table 1, length: 4' 11"

| Dimensions<br>L x W x H; ft/in | Weight<br>lbs | Color | Item No<br>OLD | Item No<br>NEW |
|--------------------------------|---------------|-------|----------------|----------------|
| 4' 11" x 2' 3½" x 2' 5½"       | 198.4         | Brown | TTA 12 150     | → 4 300 061    |

### Tivoli table 2, length: 6' 7"

| Dimensions<br>L x W x H; ft/in | Weight<br>lbs | Color      | Item No<br>OLD | Item No<br>NEW |
|--------------------------------|---------------|------------|----------------|----------------|
| 6' 7" x 2' 3½" x 2' 5½"        | 246.9         | Brown      | TAA 12 200     | → 4 300 056    |
|                                |               | Gray-Green | TGA 12 200     | → 4 300 079    |
|                                |               | Gray-Blue  | TLA 12 200     | → 4 300 075    |
|                                |               | Gray-Red   | TRA 12 200     | → 4 300 086    |



## TRINITY TABLE

Trinity one-piece tabletop is the perfect alternative to traditional slatted designs.

### Trinity table, length: 6' 7"

| Dimensions<br>L x W x H; ft/in | Weight<br>lbs | Color | Item No<br>OLD | Item No<br>NEW |
|--------------------------------|---------------|-------|----------------|----------------|
| 6' 7" x 2' 5½" x 2' 5½"        | 249.1         | Brown | TAB 40 200     | → 4 300 116    |



### PRODUCT INFO TIVOLI SET

- » Board type: Premium
- » Tivoli bench:  
5 boards 4' 11"/6' 7" x 3⅞" x 1⅞"
- » Canetti bench:  
3 boards 4' 11"/6' 7" x 3⅞" x 1⅞"
- » Seat height: 17¾"
- » Tivoli table:  
5 boards 5' 11"/6' 7" x 3⅞" x 1⅞"
- » Table surface Tivoli:  
4' 11"/6' 7" x 2' 3½"
- » Table surface Trinity:  
6' 7" x 2' 5½"
- » Table height: 2' 5½"

#### Optional accessories:

- » **Ground anchor Type 1**
- » **Armrest Tivoli bench**

Benches and tables are delivered as a kit. Assembly instructions and materials are included.





# HYDE PARK SET

The versatile seating group



## HYDE PARK BENCH

### Hyde Park bench 1, length: 5' 5"

| Dimensions<br>L x W x H; ft/in | Weight<br>lbs | Color       | Item No<br>OLD |   | Item No<br>NEW |
|--------------------------------|---------------|-------------|----------------|---|----------------|
| 5' 5" x 22" x 3' 1"            | 152.1         | Black-Brown | HPL 10 150     | → | ⚡ 4 300 128    |

### Hyde Park bench 2, length: 6' 5"

| Dimensions<br>L x W x H; ft/in | Weight<br>lbs | Color       | Item No<br>OLD |   | Item No<br>NEW |
|--------------------------------|---------------|-------------|----------------|---|----------------|
| 6' 5" x 22" x 3' 1"            | 169.8         | Black-Brown | HPL 10 180     | → | 4 300 129      |



### NOTE

» To be secured to the ground



## HYDE PARK BENCH WITHOUT BACKREST

### Hyde Park bench without backrest 1, length: 5' 5"

| Dimensions<br>L x W x H; ft/in | Weight<br>lbs | Color       | Item No<br>OLD |   | Item No<br>NEW |
|--------------------------------|---------------|-------------|----------------|---|----------------|
| 5' 5" x 18½" x 18½"            | 105.8         | Black-Brown | HPO 10 150     | → | 4 300 131      |

### Hyde Park bench without backrest 2, length: 6' 5"

| Dimensions<br>L x W x H; ft/in | Weight<br>lbs | Color       | Item No<br>OLD |   | Item No<br>NEW |
|--------------------------------|---------------|-------------|----------------|---|----------------|
| 6' 5" x 18½" x 18½"            | 116.8         | Black-Brown | HPO 10 180     | → | 4 300 130      |



⚡ Item typically in stock.

## HYDE PARK TABLE

Hyde Park table 1, length: 5' 5"

| Dimensions<br>L x W x H; ft/in | Weight<br>lbs | Color       | Item No<br>OLD | Item No<br>NEW |
|--------------------------------|---------------|-------------|----------------|----------------|
| 5' 5" x 2' 11½" x 2' 7½"       | 244.7         | Black-Brown | HPT 10 150     | → 4 300 143    |

Hyde Park table 2, length: 6' 5"

| Dimensions<br>L x W x H; ft/in | Weight<br>lbs | Color       | Item No<br>OLD | Item No<br>NEW |
|--------------------------------|---------------|-------------|----------------|----------------|
| 6' 5" x 2' 11½" x 2' 7½"       | 273.4         | Black-Brown | HPT 10 180     | → 4 300 144    |



## HYDE PARK BENCH EXTENSION MODULE

Hyde Park bench extension module 1, length: 4' 9"

| Dimensions<br>L x W x H; ft/in | Weight<br>lbs | Color       | Item No<br>OLD | Item No<br>NEW |
|--------------------------------|---------------|-------------|----------------|----------------|
| 5' 1" x 18½" x 18½"            | 90.4          | Black-Brown | HPA 10 150     | → 4 300 139    |

Hyde Park bench extension module 2, length: 5' 9"

| Dimensions<br>L x W x H; ft/in | Weight<br>lbs | Color       | Item No<br>OLD | Item No<br>NEW |
|--------------------------------|---------------|-------------|----------------|----------------|
| 6' ¾" x 18½" x 18½"            | 103.6         | Black-Brown | HPA 10 180     | → 4 300 140    |



## HYDE PARK BENCH CONNECTION MODULE

Hyde Park bench connection module 1, length: 4' 9"

| Dimensions<br>L x W x H; ft/in | Weight<br>lbs | Color | Item No<br>OLD | Item No<br>NEW |
|--------------------------------|---------------|-------|----------------|----------------|
| 4' 11" x 16½" x 18½"           | 75.0          | Brown | HPV 10 150     | → 4 300 141    |

Hyde Park bench connection module 2, length: 5' 9"

| Dimensions<br>L x W x H; ft/in | Weight<br>lbs | Color | Item No<br>OLD | Item No<br>NEW |
|--------------------------------|---------------|-------|----------------|----------------|
| 5' 11" x 16½" x 18½"           | 90.4          | Brown | HPV 10 180     | → 4 300 142    |



### PRODUCT INFO HYDE PARK SET

- » Board type: Premium
- » Bench with backrest: 7 boards 5' 1 11/6' 7" x 3 3/8" x 1 1/8"
- » Bench without backrest: 4 boards 5' 11"/6' 7" x 3 3/8" x 1 1/8"
- » Seat height: 17 3/4"
- » Table: 8 boards 5' 11"/6' 7" x 3 3/8" x 1 1/8"
- » Table surface: 2' 11 1/2" x 5' 5"/6' 5"
- » Table height: 2' 7 1/2"
- » To be secured to the ground

#### Optional accessories:

- » Ground anchor Type 1 (benches)
- » Ground anchor Type 3 (table)

Benches and tables are delivered as a kit. Assembly instructions and materials are included.





# CALERO SET

The modern set



## CALERO BENCH

| Calero bench, length: 4' 11"   |               |             |                |                |
|--------------------------------|---------------|-------------|----------------|----------------|
| Dimensions<br>L x W x H; ft/in | Weight<br>lbs | Color       | Item No<br>OLD | Item No<br>NEW |
| 4' 11" x 15¾" x 17¾"           | 163.1         | Gray        | BKG 09 150     | → ⚡ 4 300 126  |
|                                |               | Brown       | BKO 09 150     | → 4 300 117    |
|                                |               | Black       | BKS 09 150     | → 4 300 088    |
|                                |               | Black-Gray  | BKSG 09 150    | → 4 300 094    |
|                                |               | Black-Brown | BKSB 09 150    | → 4 300 095    |



## CALERO TABLE

| Calero table, length: 4' 11"   |               |             |                |                |
|--------------------------------|---------------|-------------|----------------|----------------|
| Dimensions<br>L x W x H; ft/in | Weight<br>lbs | Color       | Item No<br>OLD | Item No<br>NEW |
| 4' 11" x 2' 2½" x 2' 5½"       | 354.9         | Gray        | TKG 09 150     | → ⚡ 4 300 127  |
|                                |               | Brown       | TKO 09 150     | → 4 300 118    |
|                                |               | Black       | TKS 09 150     | → 4 300 089    |
|                                |               | Black-Gray  | TKSG 09 150    | → 4 300 111    |
|                                |               | Black-Brown | TKSB 09 150    | → 4 300 112    |



⚡ Item typically in stock.

CALERO BAR The outdoor bar that lasts

CALERO STOOL

| Calero stool, length: 19 5/8" <span></span> |               |       |                |                |
|---|---------------|-------|----------------|----------------|
| Dimensions<br>L x W x H; ft/in              | Weight<br>lbs | Color | Item No<br>OLD | Item No<br>NEW |
| 19 5/8" x 15" x 2' 7 1/2"                   | 143.3         | Gray  | HCGG 09 080 →  | 4 300 158      |



CALERO HIGH TABLE

| Calero high table, length: 4' 11" <span></span> |               |       |                |                |
|---|---------------|-------|----------------|----------------|
| Dimensions<br>L x W x H; ft/in                  | Weight<br>lbs | Color | Item No<br>OLD | Item No<br>NEW |
| 4' 11" x 2' 2 1/2" x 3' 7 1/4"                  | 491.6         | Gray  | TCGG 09 150 →  | 4 300 159      |



PRODUCT INFO CALERO SET

- » Bench: 4 profiles 6' 7" x 3 1/2" x 3 1/2"
  - » Seat height: 17 3/4"
  - » Table: 7 profiles 6' 7" x 3 1/2" x 3 1/2"
  - » Table surface: 2' 2 1/2" x 6' 7"
  - » Table height: 2' 5 1/2"
  - » Stool: 4 profiles 12 5/8" x 3 1/2" x 3 1/2"
  - » Seat height: 2' 7 1/2"
- » High table: 7 profiles 4' 4" x 3 1/2" x 3 1/2"
  - » Table surface: 2' 2 1/2" x 4' 11"
  - » Table height: 3' 7 1/4"
- Optional accessories:

  - » Ground anchor Type 1

NOTE

- » High table can also be used as a year-round work table

Benches, tables and Calero bar are delivered as a kit. Assembly instructions and materials are included.





# TAUNUS SET

For the rural look



## TAUNUS FOREST BENCH

| Taunus forest bench, length: 6' 7" |               |       |                |                |
|------------------------------------|---------------|-------|----------------|----------------|
| Dimensions<br>L x W x H; ft/in     | Weight<br>lbs | Color | Item No<br>OLD | Item No<br>NEW |
| 6' 7" x 2' 2½" x 3' 1¾"            | 308.6         | Brown | BUL 12 200 →   | 4 300 050      |



## TAUNUS FOREST BENCH WITHOUT BACKREST

| Taunus forest bench without backrest, length: 6' 7" |               |       |                |                |
|---|---------------|-------|----------------|----------------|
| Dimensions<br>L x W x H; ft/in                      | Weight<br>lbs | Color | Item No<br>OLD | Item No<br>NEW |
| 6' 7" x 16⅞" x 17¾"                                 | 209.4         | Brown | BU0 12 200 →   | 4 300 051      |



## TAUNUS TABLE

| Taunus table, length: 6' 7"    |               |       |                |                |
|--------------------------------|---------------|-------|----------------|----------------|
| Dimensions<br>L x W x H; ft/in | Weight<br>lbs | Color | Item No<br>OLD | Item No<br>NEW |
| 6' 7" x 2' 2½" x 3' 1¾"        | 341.7         | Brown | TUL 12 200 →   | 4 300 062      |



### PRODUCT INFO TAUNUS SET

- » Board type: Premium
- » Bench with backrest:  
5 boards 6' 7" x 4¾" x 1⅞"
- » Bench without backrest:  
3 boards 6' 7" x 4¾" x 1⅞"
- » Seat height: 17¾"
- » Table: 5 boards 6' 7" x 4¾" x 1⅞"
- » Table surface: 2' 3" x 6' 7"
- » Table height: 2' 5½"
- » To be embedded in the ground
- » Height from the ground up

Benches and tables are delivered as a kit. Assembly instructions and materials are included.

Further information regarding installation depth and foot shape can be found on the product specification sheet at [www.hahnplastics.ca](http://www.hahnplastics.ca)



## BAVARIA BENCH



Bavaria bench, length: 6' 7"

| Dimensions<br>L x W x H; ft/in | Weight<br>lbs | Color | Item No<br>OLD | Item No<br>NEW |
|--------------------------------|---------------|-------|----------------|----------------|
| 6' 7" x 23 5/8" x 2' 7 1/2"    | 293.2         | Brown | BSL 40 200 →   | 4 300 044      |

### PRODUCT INFO

- » Board type: Compact
- » Bench with backrest:  
seat board 6' 7" x 15 3/4" x 3"/2 1/2"  
back board 6' 7" x 15 3/4" x 3"/2 1/2"
- » Seat height: 18 1/8"

### Optional accessories:

- » Ground anchor Type 1

Bench will be delivered as a kit. Assembly instructions and materials are included.



## MIRA BENCH



Mira bench, length: 6' 7"

| Dimensions<br>L x W x H; ft/in | Weight<br>lbs | Color | Item No<br>OLD | Item No<br>NEW |
|--------------------------------|---------------|-------|----------------|----------------|
| 6' 7" x 15 3/4" x 18 1/8"      | 165.3         | Brown | BS0 40 200 →   | 4 300 046      |

### PRODUCT INFO

- » Board type: Compact
- » Bench without backrest:  
seat board 6' 7" x 15 3/4" x 3"/2 1/2"
- » Seat height: 18 1/8"

### Optional accessories:

- » Ground anchor Type 1

Bench will be delivered as a kit. Assembly instructions and materials are included.







# PICCADILLY BENCH

Classic and elegant

| Piccadilly bench 1, length: 4' 11" |               |       |                |                |
|------------------------------------|---------------|-------|----------------|----------------|
| Dimensions<br>L x W x H; ft/in     | Weight<br>lbs | Color | Item No<br>OLD | Item No<br>NEW |
| 4' 11" x 2' 1½" x 2' 7½"           | 163.1         | Brown | BML 10 150     | → 4 300 063    |

| Piccadilly bench 2, length: 6' 7" |               |             |                |                |
|-----------------------------------|---------------|-------------|----------------|----------------|
| Dimensions<br>L x W x H; ft/in    | Weight<br>lbs | Color       | Item No<br>OLD | Item No<br>NEW |
| 6' 7" x 2' 1½" x 2' 7½"           | 187.4         | Brown       | BBA 12 200     | → 4 300 013    |
|                                   |               | Gray-Brown  | BEA 05 200     | → 4 300 122    |
|                                   |               | Black-Brown | BEF 05 200     | → 4 300 072    |
|                                   |               | Gray-Green  | BEB 05 200     | → 4 300 123    |
|                                   |               | Gray-Blue   | BEC 05 200     | → 4 300 124    |
|                                   |               | Gray-Black  | BED 05 200     | → 4 300 125    |
|                                   |               | Gray-Red    | BEE 05 200     | → 4 300 087    |



⚡ Item typically in stock.

## PRODUCT INFO

- » Board type: Premium
- » 5 bench boards 4' 11"/6' 7" x 4¾" x 1⅞"
- » Seat height: 17¾"

### Optional accessories:

- » Ground anchor Type 2
- » Armrest

Benches and tables are delivered as a kit. Assembly instructions and materials are included.

## THE PERFECT COMPLEMENT



- » Tivoli table
- See page 81



- » Trinity table
- See page 81



- » Canetti bench without backrest
- See page 80



# TRAFALGAR SQUARE BENCH

Timeless design in a choice of colors



**Trafalgar Square bench 1, length: 4' 11"**

| Dimensions<br>L x W x H; ft/in | Weight<br>lbs | Color | Item No<br>OLD | Item No<br>NEW |
|--------------------------------|---------------|-------|----------------|----------------|
| 4' 11" x 2' 1½" x 2' 7½"       | 160.9         | Brown | BML 08 150     | → 4 300 064    |

**Trafalgar Square bench 2, length: 6' 7"**

| Dimensions<br>L x W x H; ft/in | Weight<br>lbs | Color       | Item No<br>OLD | Item No<br>NEW |
|--------------------------------|---------------|-------------|----------------|----------------|
| 6' 7" x 2' 1½" x 2' 7½"        | 191.8         | Brown       | BBD 08 200     | → 4 300 016    |
|                                |               | Gray-Brown  | BGB 08 200     | → 4 300 147    |
|                                |               | Black-Brown | BSB 08 200     | → 4 300 149    |
|                                |               | Gray-Green  | BGM 08 200     | → 4 300 148    |
|                                |               | Gray-Blue   | BGL 08 200     | → 4 300 151    |
|                                |               | Gray-Black  | BGS 08 200     | → 4 300 153    |
|                                |               | Gray-Red    | BGR 08 200     | → 4 300 152    |

## PRODUCT INFO

- » Board type: Premium
- » 7 bench boards 4' 11"/6' 7" x 3⅜" x 1⅞"
- » Seat height: 17¾"

### Optional accessories:

- » Ground anchor Type 2
- » Armrest

Benches and tables are delivered as a kit. Assembly instructions and materials are included.



## THE PERFECT COMPLEMENT



- » Tivoli table
- See page 81



- » Trinity table
- See page 81



- » Canetti bench without backrest
- See page 80







# SUTTON BENCH

Modern shape, traditional charm

| Sutton bench, length: 6' 7"    |               |       |                |                |  |  |
|--------------------------------|---------------|-------|----------------|----------------|--|--|
| Dimensions<br>L x W x H; ft/in | Weight<br>lbs | Color | Item No<br>OLD | Item No<br>NEW |  |  |
| 6' 7" x 23 3/8" x 2' 7 1/2"    | 187.4         | Brown | BAA 10 200     | → 4 300 006    |  |  |



## PRODUCT INFO

- » Board type: Premium
- » 5 bench boards 6'7" x 3 3/8" x 1 1/8"
- » Seat height: 17 3/4"

### Optional accessories:

- » Ground anchor Type 1
- » Armrest

Benches and tables are delivered as a kit. Assembly instructions and materials are included.



## THE PERFECT COMPLEMENT



- » Tivoli table  
See page 81



- » Trinity table  
See page 81



- » Canetti bench without backrest  
See page 80



# ECLIPSE BENCH

Made of hanit® Ultra



**ECLIPSE 1**



**ECLIPSE 2**



**Eclipse bench 1, length: 4' 11"**



| Dimensions<br>L x W x H; ft/in | Weight<br>lbs | Color       | Item No<br>OLD | Item No<br>NEW |
|--------------------------------|---------------|-------------|----------------|----------------|
| 4' 11" x 2' 1" x 2' 9½"        | 176.4         | Black-Brown | INT 170 MBR    | → 4 300 080    |
|                                |               | Black       | INT 170 BLK    | → 4 300 081    |

**Eclipse bench 2, length: 6' 7"**



| Dimensions<br>L x W x H; ft/in | Weight<br>lbs | Color       | Item No<br>OLD | Item No<br>NEW |
|--------------------------------|---------------|-------------|----------------|----------------|
| 6' 7" x 2' 1" x 2' 9½"         | 249.1         | Black-Brown | INT 171 MBR    | → 4 300 082    |
|                                |               | Black       | INT 171 BLK    | → 4 300 083    |

## PRODUCT INFO

- » Board type: hanit® Ultra
- » 6 bench boards 4' 11"/6' 7" x 3¾" x 2"
- » Seat height: 19"
- » 6' 7" version: 3 legs

### Optional accessories:

- » Ground anchor Type 1

Benches and tables are delivered as a kit. Assembly instructions and materials are included.







## HIGH LINE BENCH

Where elegance has its place

| High Line bench, length: 6' 7" |               |             |                |                |
|--------------------------------|---------------|-------------|----------------|----------------|
| Dimensions<br>L x W x H; ft/in | Weight<br>lbs | Color       | Item No<br>OLD | Item No<br>NEW |
| 6' 7" x 18 7/8" x 17 3/4"      | 187.4         | Black-Brown | HL 1 SB 200    | → 4 300 145    |

| Ground anchor for High Line bench |               |       |                |                |
|-----------------------------------|---------------|-------|----------------|----------------|
| Dimensions<br>L x W x H; ft/in    | Weight<br>lbs | Color | Item No<br>OLD | Item No<br>NEW |
| 3 1/8" x 2 5/8" x 2 1/4"          | 2.2           | Brown | HL 1 BEF       | → 4 600 168    |



### PRODUCT INFO

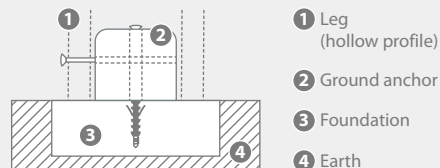
- » Board type: reinforced bench boards
- » 8 bench boards 5' 9" x 4 3/4" x 1 5/8"m
- » Seat height: 17 3/4"

#### Optional accessories:

- » **Ground anchor** High Line bench

Benches and tables are delivered as a kit. Assembly instructions and materials are included.

#### Outline drawing of ground anchor and mounting



## UENO BENCH

Minimalist design, maximum usage

| Ueno bench 1, length: 4' 3"    |               |             |                |                |
|--------------------------------|---------------|-------------|----------------|----------------|
| Dimensions<br>L x W x H; ft/in | Weight<br>lbs | Color       | Item No<br>OLD | Item No<br>NEW |
| 4' 3" x 18 7/8" x 18 7/8"      | 116.8         | Black-Brown | UENO 1B 130    | → 4 300 155    |

| Ueno bench 2, length: 5' 11"   |               |             |                |                |
|--------------------------------|---------------|-------------|----------------|----------------|
| Dimensions<br>L x W x H; ft/in | Weight<br>lbs | Color       | Item No<br>OLD | Item No<br>NEW |
| 5' 11" x 18 7/8" x 18 7/8"     | 154.3         | Black-Brown | UENO 2B 180    | → 4 300 156    |



### PRODUCT INFO

- » Board type: reinforced bench board
- » 1 bench board 3' 10"/5' 5 1/2" x 18 7/8" x 3 1/8"
- » Seat height: 18 7/8"

#### Optional accessories:

- » **Ground anchor** Type 1

Benches and tables are delivered as a kit. Assembly instructions and materials are included.









## SOMERSET BENCH

Ready to use after setting into the ground



Somerset bench, length: 6' 7"

| Dimensions<br>L x W x H; ft/in | Weight<br>lbs | Color | Item No<br>OLD | Item No<br>NEW |
|--------------------------------|---------------|-------|----------------|----------------|
| 6' 7" x 2' 1½" x 2' 5½"        | 231.5         | Brown | BSB 12 200 →   | 4 300 042      |



### PRODUCT INFO

- » Board type: Premium
- » 5 bench boards 6' 7" x 4¾" x 1⅞"
- » Seat height: 17¾"
- » To be embedded in the ground
- » Height from the ground up

Benches and tables are delivered as a kit. Assembly instructions and materials are included.

Further information regarding installation depth and seat end design can be found on the product data sheet on our website [www.hahnplastics.ca](http://www.hahnplastics.ca) on the product page.



## HIGHLANDS BENCH

A new variation of the embedded bench



Highlands bench, length: 6' 7"

| Dimensions<br>L x W x H; ft/in | Weight<br>lbs | Color | Item No<br>OLD | Item No<br>NEW |
|--------------------------------|---------------|-------|----------------|----------------|
| 6' 7" x 2' 1½" x 2' 5½"        | 220.5         | Brown | BSC 19 200 →   | 4 300 065      |



### PRODUCT INFO

- » Board type: Classic
- » 3 bench boards 6' 7" x 7½" x 1⅞"
- » Seat height: 17¾"
- » To be embedded in the ground
- » Height from the ground up

Benches and tables are delivered as a kit. Assembly instructions and materials are included.

Further information regarding installation depth and seat end design can be found on the product data sheet on our website [www.hahnplastics.ca](http://www.hahnplastics.ca) on the product page.



## PROVENCE BENCH

Familiar design – new interpretation



Provence bench, length: 6' 7"

| Dimensions<br>L x W x H; ft/in | Weight<br>lbs | Color | Item No<br>OLD | Item No<br>NEW |
|--------------------------------|---------------|-------|----------------|----------------|
| 6' 7" x 2' 1½" x 2' 7½"        | 169.8         | Brown | BPA 12 200 →   | 4 300 035      |



### PRODUCT INFO

- » Board type: Premium
- » 5 boards 6' 7" x 4¾" x 1⅞"
- » Seat height: 17¾"
- » Legs: Aluminum casting, anthracite

#### Optional accessories:

- » Ground anchor Type 2

Benches and tables are delivered as a kit. Assembly instructions and materials are included.



## SAPO BENCH

Higher backrest for extra comfort



Sapo bench, length: 6' 7"

| Dimensions<br>L x W x H; ft/in | Weight<br>lbs | Color | Item No<br>OLD | Item No<br>NEW |
|--------------------------------|---------------|-------|----------------|----------------|
| 6' 7" x 2' x 2' 11½"           | 198.4         | Brown | BOB 14 200 →   | 4 300 120      |

### PRODUCT INFO

- » Board type: Classic
- » 3 seat boards 6' 7" x 5½" x 1⅝"
- » 3 back boards 5' 11" x 5½" x 1⅝"
- » Seat height: 17¾"
- » Legs: Zinc-coated steel
- » To be secured to the ground

Benches and tables are delivered as a kit. Assembly instructions and materials are included.







# SAPO SENIOR'S BENCH

Raised seat makes it easier to stand up

Color



| Sapo senior's bench, width: 6' 7" |               |       |                |                |
|-----------------------------------|---------------|-------|----------------|----------------|
| Dimensions<br>L x W x H; ft/in    | Weight<br>lbs | Color | Item No<br>OLD | Item No<br>NEW |
| 6' 7" x 2' x 3' 2"                | 198.4         | Brown | BSL 14 200 0 → | 4 300 146      |

## PRODUCT INFO

- » Board type: Classic
- » 6 bench boards 6' 7" x 5½" x 1⅝"
- » Seat height: 20½"
- » Legs: zinc-coated steel
- » To be secured to the ground

Benches and tables are delivered as a kit. Assembly instructions and materials are included.





# TARLO SENIOR'S BENCH

The perfect support



Tarlo senior's bench, length: 5' 3"

| Dimensions<br>L x W x H; ft/in | Weight<br>lbs | Color      | Item No<br>OLD | Item No<br>NEW |
|--------------------------------|---------------|------------|----------------|----------------|
| 5' 3" x 22¾" x 3' 1"           | 177.4         | Gray-Brown | BTL 12 160 →   | 4 300 165      |



## PRODUCT INFO

- » Board type: Premium
- » 6 bench boards 4' 11" x 4¾" x 1⅞"
- » Seat height: 20½"
- » Legs: hanit® recycled plastic with integrated armrest

### Optional accessories:

- » Ground anchor Type 1

Benches and tables are delivered as a kit. Assembly instructions and materials are included.







# AVETO SUN LOUNGER

Rest comfortably on hanit®



| Aveto sun lounger, length: 4' 11" |               |            |                |   |                |  |
|-----------------------------------|---------------|------------|----------------|---|----------------|--|
| Dimensions<br>L x W x H; ft/in    | Weight<br>lbs | Color      | Item No<br>OLD |   | Item No<br>NEW |  |
| 4' 11" x 5' 5" x 3' 11½"          | 429.9         | Gray-Brown | BAB 08 150     | → | 4 300 166      |  |
|                                   |               | Gray-Green | BAM 08 150     | → | 4 300 167      |  |
|                                   |               | Gray-Blue  | BAL 08 150     | → | 4 300 168      |  |

## PRODUCT INFO

- » Board type:  
Premium
- » 21 bench boards:  
4' 11" x 3½" x 17½"
- » Frame:  
hanit® sun lounger seat end

### Optional accessories:

- » 4 x Ground anchor Type 1

Benches and tables are delivered as a kit. Assembly instructions and materials are included.





# STELVIO SET

With tubular metal frame



Stelvio set, length: 8' 3¼"

| Dimensions<br>L x W x H; ft/in | Weight<br>lbs | Color | Item No<br>OLD | Item No<br>NEW |
|--------------------------------|---------------|-------|----------------|----------------|
| 8' 3¼" x 8' 2" x 2' 5½"        | 628.3         | Brown | BBL 10 150 →   | 4 400 007      |



## PRODUCT INFO

- » Board type: Premium
- » 12 bench boards 4' 11" x 3⅞" x 1⅞"
- » 13 table boards 4' 11" x 3⅞" x 1⅞"
- » Seat height: 17¾"
- » Table surface: 4' 11" x 4' 11"
- » Table height: 2' 5½"
- » Legs: Steel, zinc-coated

Benches and tables are delivered as a kit. Assembly instructions and materials are included.







# SERENGETI SET

Come together - combination of boards

| Serengeti set, length: 6' 7"   |               |            |                |                |
|--------------------------------|---------------|------------|----------------|----------------|
| Dimensions<br>L x W x H; ft/in | Weight<br>lbs | Color      | Item No<br>OLD | Item No<br>NEW |
| 6' 7" x 5' 8½ x 2' 6"          | 429.9         | Brown      | SGB 10 200     | → ⚡ 4 400 009  |
|                                |               | Gray-Green | RBA 10 200     | → 4 400 012    |
|                                |               | Gray-Blue  | RBB 10 200     | → 4 400 013    |
|                                |               | Gray-Red   | RBC 10 200     | → 4 400 016    |

| Serengeti set, length: 7' 10½" |               |       |                |                |
|--------------------------------|---------------|-------|----------------|----------------|
| Dimensions<br>L x W x H; ft/in | Weight<br>lbs | Color | Item No<br>OLD | Item No<br>NEW |
| 7' 10½" x 5' 8½ x 2' 6"        | 429.9         | Brown | SGC 10 200     | → 4 400 001    |



VERSION WITH EXTENDED TABLETOP



## PRODUCT INFO

- » Board type Serengeti:  
6 bench boards Premium 6' 7" x 3¾" x 1⅞"  
6 table boards Premium 6' 7" x 4¾" x 1⅞"
- » Board type Serengeti:  
Version with extended tabletop  
6 bench boards Premium 6' 7" x 3¾" x 1⅞"  
5 table boards Classic 7' 10½" x 5½" x 1⅞"
- » This is true for all models:  
Seat height: 18⅞"  
Table surface: 77 x 6' 7"/7' 10½"  
Table height: 2' 6"

### Optional accessories:

- » Ground anchor Type 3

Benches and tables are delivered as a kit. Assembly instructions and materials are included.



⚡ Item typically in stock.



## ISOLA SET

The picnic all-rounder with one-piece table top

Isola set, length: 6' 7"

| Dimensions<br>L x W x H; ft/in | Weight<br>lbs | Color | Item No<br>OLD | Item No<br>NEW |
|--------------------------------|---------------|-------|----------------|----------------|
| 6' 7" x 5' 8½" x 2' 6½"        | 381.4         | Brown | FGB 10 200 →   | 4 400 015      |



### PRODUCT INFO

- » Board type: Premium
- » 6 bench boards 6' 7" x 3¾" x 1⅞"
- » 1 Table top 6' 7" x 2' 5½" x 2½"
- » Seat height: 18⅞"
- » Table surface: 2' 5½" x 6' 7"
- » Table height: 2' 6½"

#### Optional accessories:

- » Ground anchor Type 3

Benches and tables are delivered as a kit. Assembly instructions and materials are included.







# GATTON ROUND BENCH

The hexagonal bench with backrest



## Gatton round bench 1, outer-Ø: 9' 10"

| Dimensions<br>L x W x H; ft/in | Weight<br>lbs | Color | Item No<br>OLD | Item No<br>NEW |
|--------------------------------|---------------|-------|----------------|----------------|
| 9' 10" x 8' 6" x 2' 7½"        | 970.0         | Brown | BRB 10 150 →   | 4 400 011      |

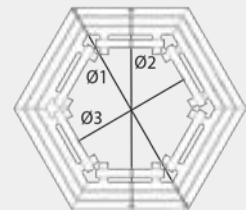
## Gatton round bench 2, outer-Ø: 13' 1"

| Dimensions<br>L x W x H; ft/in | Weight<br>lbs | Color | Item No<br>OLD | Item No<br>NEW |
|--------------------------------|---------------|-------|----------------|----------------|
| 13' 1" x 11' 2⅝" x 2' 7½"      | 1,124.4       | Brown | BRB 10 200 →   | 4 400 010      |



## PRODUCT INFO

- » Board type: Classic
- » 30 bench boards profile measurement 3⅞" x 1⅝"
- » Gatton 1:  
Ø 1 = 9' 10", Ø 2 = 8' 6",  
Ø 3 = 4' 11"  
length of seat boards:  
3' 11¼"/4' 11"
- » Gatton 2:  
Ø 1 = 13' 1", Ø 2 = 11' 2⅝",  
Ø 3 = 7' 8"  
length of seat boards:  
5' 6⅝"/6' 7"
- » 12 legs



## Optional accessories:

- » Ground anchor Type 1

Benches and tables are delivered as a kit. Assembly instructions and materials are included.









# IONA BENCH

The bench and planter system



| Iona bench base element        |               |       |                |                |
|--------------------------------|---------------|-------|----------------|----------------|
| Dimensions<br>L x W x H; ft/in | Weight<br>lbs | Color | Item No<br>OLD | Item No<br>NEW |
| 9' 6" x 2' 3½" x 18⅞"          | 518.1         | Brown | BMA 10 150     | → 4 500 005    |

| Iona bench add-on element      |               |       |                |                |
|--------------------------------|---------------|-------|----------------|----------------|
| Dimensions<br>L x W x H; ft/in | Weight<br>lbs | Color | Item No<br>OLD | Item No<br>NEW |
| 7' 2½" x 2' 3½" x 18⅞"         | 286.6         | Brown | BMB 10 150     | → 4 500 007    |



BASE ELEMENT

ADD-ON ELEMENT

## PRODUCT INFO

- » Board type: Premium
- » Base element  
3 bench boards 4' 11" x 3⅞" x 1⅞"  
2 planter: Iberis 1
- » Add-on element  
3 bench boards 4' 11" x 3⅞" x 1⅞"  
1 planter: Iberis 1

Benches and tables are delivered as a kit. Assembly instructions and materials are included.











# COLLODI SKATER BENCH

For sitting, leaning or chilling

| For burying, length: 6' 7"     |               |       |                |                |
|--------------------------------|---------------|-------|----------------|----------------|
| Dimensions<br>L x W x H; ft/in | Weight<br>lbs | Color | Item No<br>OLD | Item No<br>NEW |
| 6' 7" x 10 7/8" x 2' 6 1/2"    | 187.4         | Brown | BSG 40 200 →   | 4 500 003      |

## PRODUCT INFO

- » Board type: Compact
- » 1 seat board 6' 7" x 10 7/8" x 2 1/2"/2 1/8"
- » Seat height: 2' 6 1/2"
- » To be embedded into the ground
- » With longer legs
- » Height from the ground up

Benches and tables are delivered as a kit. Assembly instructions and materials are included.

Further information regarding installation depth and seat end design can be found on the product data sheet on our website [www.hahnplastics.ca](http://www.hahnplastics.ca) on the product page.





# TREMEZZO YOUTH BENCH

For sitting on the backrest

Tremezzo youth bench, length: 6' 7"

| Dimensions<br>L x W x H; ft/in | Weight<br>lbs | Color           | Item No<br>OLD | Item No<br>NEW |
|--------------------------------|---------------|-----------------|----------------|----------------|
| 6' 7" x 2' 3½" x 2' 9"         | 271.1         | Brown           | JRA 17 200     | → 4 500 001    |
|                                |               | Gray-Green-Blue | JRB 17 200     | → 4 500 006    |



## PRODUCT INFO

- » Board type: Classic
- » 3 bench boards 6' 7" x 6¾" x 1½"
- » 2 bench boards 6' 7" x 4¾" x 1½"
- » Seat height: 17¾"
- » Seat height backrest: 2' 9"
- » To be embedded in the ground
- » Height from the ground up

Benches and tables are delivered as a kit. Assembly instructions and materials are included.

Further information regarding installation depth and seat end design can be found on the product data sheet on our website [www.hahnplastics.ca](http://www.hahnplastics.ca) on the product page.








# BENCH BOARD, CLASSIC

For versatile solutions

Colors



Milled reinforcement, thickness 1 5/8"

| Width<br>ft/in | Length<br>ft/in | Weight<br>lbs | Qty/Pal<br>pcs. | Color | Item No<br>OLD | Item No<br>NEW |
|----------------|-----------------|---------------|-----------------|-------|----------------|----------------|
| 3 1/8"         | 4' 11"          | 13.2          | 80              | Brown | BB 4008 150    | → 4 600 156    |
| 3 1/8"         | 5' 11"          | 15.4          | 80              | Brown | BB 4008 180    | → 4 600 142    |
| 3 1/8"         | 6' 7"           | 17.6          | 80              | Brown | BB 4008 200    | → 4 600 084    |
| 3 7/8"         | 4' 11"          | 15.4          | 80              | Brown | BB 4010 150    | → 4 600 085    |
| 3 7/8"         | 5' 11"          | 18.5          | 80              | Brown | BB 4010 180    | → 4 600 138    |
| 3 7/8"         | 6' 7"           | 20.9          | 80              | Brown | BB 4010 200    | → 4 600 086    |
|                |                 |               |                 | Green | BG 4010 200    | → 4 600 130    |
|                |                 |               |                 | Blue  | BL 4010 200    | → 4 600 256    |
| 4 3/4"         | 4' 11"          | 17.6          | 60              | Brown | BB 4012 150    | → 4 600 087    |
| 4 3/4"         | 5' 11"          | 21.4          | 60              | Brown | BB 4012 180    | → 4 600 144    |
| 4 3/4"         | 6' 7"           | 24.3          | 60              | Brown | BB 4012 200    | → 4 600 088    |
|                |                 |               |                 | Green | BG 4012 200    | → 4 600 131    |
|                |                 |               |                 | Blue  | BL 4012 200    | → 4 600 273    |
| 5 1/2"         | 6' 7"           | 27.6          | 50              | Brown | BB 4014 200    | → 4 600 089    |
| 5 1/2"         | 7' 10 1/2"      | 33.1          | 50              | Brown | BB 4014 240    | → 4 600 090    |

Milled reinforcement, thickness 1 3/4"

| Width<br>ft/in | Length<br>ft/in | Weight<br>lbs | Qty/Pal<br>pcs. | Color | Item No<br>OLD | Item No<br>NEW |
|----------------|-----------------|---------------|-----------------|-------|----------------|----------------|
| 2 1/8"         | 6' 7"           | 15.4          | 85              | Brown | BB 4506 200    | → 4 600 095    |

Two milled-in reinforcements, thickness 1 5/8"

| Width<br>ft/in | Length<br>ft/in | Weight<br>lbs | Qty/Pal<br>pcs. | Color | Item No<br>OLD | Item No<br>NEW |
|----------------|-----------------|---------------|-----------------|-------|----------------|----------------|
| 6 3/4"         | 6' 7"           | 32.0          | 40              | Brown | BB 4017 200    | → 4 600 091    |
| 6 3/4"         | 7' 10 1/2"      | 44.1          | 40              | Brown | BB 4017 240    | → 4 600 092    |
| 7 1/2"         | 6' 7"           | 35.3          | 40              | Brown | BB 4019 200    | → 4 600 093    |
| 7 1/2"         | 7' 10 1/2"      | 48.5          | 40              | Brown | BB 4019 240    | → 4 600 094    |



**NOTE**

- » Assemble Classic style bench boards with a maximum support distance of 9'10". Individual boards must be interconnected (e.g. using flat steel bar), to distribute the load or to ensure the orientation of the boards.
- » Please refer to the installation recommendations, data sheet, and assembly instructions. These can be found on our website [www.hahnplastics.ca](http://www.hahnplastics.ca) and downloaded from the selected product page.
- » We offer optional individual engraving for lettering, prices and information upon request.
- » Reinforcement ends approximately 3 $\frac{3}{8}$ " before the profile ends.

**TIPS & TRICKS**

You have to install bench boards on an already existing frame or base?

No problem with our Classic bench board. We can install the reinforcement approximately  $\frac{5}{8}$ " off the center, ask us for details.







# BENCH BOARD, PREMIUM

Special board with internal reinforcement

## Colors



| Interior reinforcement, thickness 1 1/8" |                 |               |                 |       |                |   |                |
|--|-----------------|---------------|-----------------|-------|----------------|---|----------------|
| Width<br>ft/in                           | Length<br>ft/in | Weight<br>lbs | Qty/Pal<br>pcs. | Color | Item No<br>OLD |   | Item No<br>NEW |
| 3 1/8"                                   | 4' 11"          | 15.4          | 80              | Brown | BBI 5008 150   | → | 4 600 161      |
|  |                 |               |                 | Green | BMI 5008 150   | → | 4 600 469      |
|  |                 |               |                 | Blue  | BLI 5008 150   | → | 4 600 470      |
|  |                 |               |                 | Red   | BRI 5008 150   | → | 4 600 268      |
| 3 1/8"                                   | 5' 11"          | 17.2          | 80              | Brown | BBI 5008 180   | → | 4 600 651      |
| 3 1/8"                                   | 6' 7"           | 19.8          | 80              | Brown | BBI 5008 200   | → | 4 600 074      |
|  |                 |               |                 | Green | BMI 5008 200   | → | 4 600 379      |
|  |                 |               |                 | Blue  | BLI 5008 200   | → | 4 600 380      |
|  |                 |               |                 | Red   | BRI 5008 200   | → | 4 600 381      |
| 3 7/8"                                   | 4' 11"          | 17.6          | 80              | Brown | BBI 5010 150   | → | 4 600 162      |
|  |                 |               |                 | Green | BMI 5010 150   | → | 4 600 401      |
|  |                 |               |                 | Blue  | BLI 5010 150   | → | 4 600 238      |
|  |                 |               |                 | Red   | BRI 5010 150   | → | 4 600 387      |
| 3 7/8"                                   | 5' 11"          | 20.9          | 80              | Brown | BBI 5010 180   | → | 4 600 244      |
| 3 7/8"                                   | 6' 7"           | 23.1          | 80              | Brown | BBI 5010 200   | → | 4 600 158      |
|  |                 |               |                 | Green | BMI 5010 200   | → | 4 600 233      |
|  |                 |               |                 | Blue  | BLI 5010 200   | → | 4 600 416      |
|  |                 |               |                 | Red   | BRI 5010 200   | → | 4 600 464      |
| 4 3/4"                                   | 4' 11"          | 19.8          | 60              | Brown | BBI 5012 150   | → | 4 600 163      |
|  |                 |               |                 | Green | BMI 5012 150   | → | 4 600 382      |
|  |                 |               |                 | Blue  | BLI 5012 150   | → | 4 600 277      |
|  |                 |               |                 | Red   | BRI 5012 150   | → | 4 600 383      |
| 4 3/4"                                   | 5' 11"          | 24.5          | 60              | Brown | BBI 5012 180   | → | 4 600 243      |
| 4 3/4"                                   | 6' 7"           | 27.6          | 60              | Brown | BBI 5012 200   | → | 4 600 159      |
|  |                 |               |                 | Green | BMI 5012 200   | → | 4 600 259      |
|  |                 |               |                 | Blue  | BLI 5012 200   | → | 4 600 417      |
|  |                 |               |                 | Red   | BRI 5012 200   | → | 4 600 465      |

## NOTE

- » Assemble Premium style bench boards with a maximum support distance of 9'10".
- » Please refer to the installation recommendations, data sheet, and assembly instructions. These can be found on our website [www.hahnplastics.ca](http://www.hahnplastics.ca) and downloaded from the selected product page.
- » Reinforcement ends approximately 1 3/8" before the profile ends.





# COMPACT BENCH BOARD

The board out of one mould

Color



Seat board, conical, thickness: 3"/2½", double reinforcement

| Width<br>ft/in | Length<br>ft/in | Weight<br>lbs | Qty/Pal<br>pcs. | Color | Item No<br>OLD | Item No<br>NEW |
|----------------|-----------------|---------------|-----------------|-------|----------------|----------------|
| 15¾"           | 6' 7"           | 119.0         | 30              | Brown | RBB 7540 200 → | 4 600 111      |

Back board, conical, thickness: 2½"/2⅞", single reinforcement

| Width<br>ft/in | Length<br>ft/in | Weight<br>lbs | Qty/Pal<br>pcs. | Color | Item No<br>OLD | Item No<br>NEW |
|----------------|-----------------|---------------|-----------------|-------|----------------|----------------|
| 10⅞"           | 6' 7"           | 70.5          | 30              | Brown | RBB 6527 200 → | 4 600 110      |



SEAT BOARD WITH DOUBLE REINFORCEMENT

## NOTE

- » Assemble Compact style bench boards with a maximum support distance of 4' 9".
- » Please refer to the installation recommendations, data sheet, and assembly instructions. These can be found on our website [www.hahnplastics.ca](http://www.hahnplastics.ca) and downloaded from the selected product page.
- » Reinforcement ends approximately 3⅞" before the profile ends.



BACK BOARD WITH SINGLE REINFORCEMENT







# GROUND ANCHOR

Security for your seating

Color



**Type 1 - Standard**

| Dimensions<br>W x D x H; ft/in | Weight<br>lbs | Color              | Item No<br>OLD |   | Item No<br>NEW |
|--------------------------------|---------------|--------------------|----------------|---|----------------|
| 3 7/8" x 18 7/8" x 10 5/8"     | 15.4          | Brown <sup>1</sup> | BOA 48 028     | → | 4 600 108      |

**Type 2 - For Trafalgar Square and Piccadilly models**

| Dimensions<br>W x D x H; ft/in | Weight<br>lbs | Color              | Item No<br>OLD |   | Item No<br>NEW |
|--------------------------------|---------------|--------------------|----------------|---|----------------|
| 3 7/8" x 2' 1 1/2" x 11 3/4"   | 19.8          | Brown <sup>1</sup> | BOJ 48 028     | → | 4 600 764      |

**Type 3 - For Serengeti and Isola sets, Hyde Park table**

| Dimensions<br>W x D x H; ft/in | Weight<br>lbs | Color              | Item No<br>OLD |   | Item No<br>NEW |
|--------------------------------|---------------|--------------------|----------------|---|----------------|
| 3 7/8" x 4' 7" x 11 3/4"       | 24.3          | Brown <sup>1</sup> | BOS 48 028     | → | 4 600 763      |

**PRODUCT INFO**

For burying or concreting into the ground for benches or tables



<sup>1</sup> Delivered in gray or brown, depending on stock availability. Including assembly materials.



# ARMREST

For even more comfort

Color



**Type 1 - For Tivoli and Sutton benches (page 80/90)**

| Dimensions<br>W x D x H; ft/in | Weight<br>lbs | Color | Item No<br>OLD |   | Item No<br>NEW |
|--------------------------------|---------------|-------|----------------|---|----------------|
| 2 1/8" x 15 3/4" x 9 1/2"      | 6.6           | Brown | ALB 25 340     | → | 4 600 203      |

**Type 2 - For Piccadilly benches (page 88)**

| Dimensions<br>W x D x H; ft/in | Weight<br>lbs | Color | Item No<br>OLD |   | Item No<br>NEW |
|--------------------------------|---------------|-------|----------------|---|----------------|
| 2 1/8" x 13 3/8" x 9 1/2"      | 6.6           | Brown | ALB 25 400     | → | 4 600 204      |

**Type 3 - For Trafalgar Square benches (page 89)**

| Dimensions<br>W x D x H; ft/in | Weight<br>lbs | Color | Item No<br>OLD |   | Item No<br>NEW |
|--------------------------------|---------------|-------|----------------|---|----------------|
| 2 1/8" x 15" x 9 1/2"          | 66            | Brown | ALB 25 385     | → | 4 600 237      |





# MUSCARI PLANTER

Strong and substantial

Colors



| Muscari                        |               |       |                 |                |                | ○ ● ○     |
|--------------------------------|---------------|-------|-----------------|----------------|----------------|-----------|
| Dimensions<br>W x L x H; ft/in | Weight<br>lbs | Color | Capacity<br>gal | Item No<br>OLD | Item No<br>NEW |           |
| 23½" x 4' 3" x 19½"            | 282.2         | Gray  | 33.5            | BG 130 060     | →              | 4 700 020 |
|                                |               | Brown |                 | BB 130 060     | →              | 4 700 008 |
|                                |               | Black |                 | BS 130 060     | →              | 4 700 105 |



## PRODUCT INFO

» Capacity: filled to the top edge

Completely assembled. Measurements are outside dimensions. Other sizes available on request. Side profile: 3½" x 3½". Base: 1" thick. Support posts: 4¾" x 12¾". Plinth height: 3½".







# VINCA PLANTER

The eye-catcher in many sizes

Color



| Vinca       |                                |               |       |                 |                |                |
|-------------|--------------------------------|---------------|-------|-----------------|----------------|----------------|
| Variant     | Dimensions<br>W x L x H; ft/in | Weight<br>lbs | Color | Capacity<br>gal | Item No<br>OLD | Item No<br>NEW |
| Vinca 1 - S | 2' 10½" x 20½" x 17¾"          | 147.7         | Brown | 28.5            | BC 070 042     | → 4 700 009    |
| Vinca 1 - M | 2' 10½" x 20½" x 22"           | 185.2         | Brown | 38.0            | BC 070 042 Z1  | → 4 700 194    |
| Vinca 1 - L | 2' 10½" x 20½" x 2' 3"         | 222.7         | Brown | 47.5            | BC 070 042 Z2  | → 4 700 195    |
| Vinca 2 - S | 3' 6¾" x 2' ¾" x 17¾"          | 189.6         | Brown | 47.8            | BC 090 052     | → 4 700 010    |
| Vinca 2 - M | 3' 6¾" x 2' ¾" x 22"           | 235.9         | Brown | 65.5            | BC 090 052 Z1  | → 4 700 196    |
| Vinca 2 - L | 3' 6¾" x 2' ¾" x 2' 3"         | 282.2         | Brown | 81.9            | BC 090 052 Z2  | → 4 700 197    |
| Vinca 3 - S | 4' 6" x 2' 6½" x 17¾"          | 257.9         | Brown | 88.8            | BC 115 067     | → 4 700 011    |
| Vinca 3 - M | 4' 6" x 2' 6½" x 22"           | 317.5         | Brown | 121.0           | BC 115 067 Z1  | → 4 700 198    |
| Vinca 3 - L | 4' 6" x 2' 6½" x 2' 3"         | 377.0         | Brown | 151.1           | BC 115 067 Z2  | → 4 700 199    |
| Vinca 4 - S | 5' 5½" x 2' 11⅞" x 17¾"        | 319.7         | Brown | 131.6           | BC 140 078     | → 4 700 012    |
| Vinca 4 - M | 5' 5½" x 2' 11⅞" x 22"         | 388.0         | Brown | 178.3           | BC 140 078 Z1  | → 4 700 200    |
| Vinca 4 - L | 5' 5½" x 2' 11⅞" x 2' 3"       | 456.4         | Brown | 223.2           | BC 140 078 Z2  | → 4 700 201    |

## PRODUCT INFO

» Capacity: without additional ring; filled to the top edge  
 Completely assembled. Measurements are outside dimensions. Other sizes available on request. Side profile: 2¾" x 4¾". Base: 1" thick. Plinth height: 2¾".





# IBERIS PLANTER

Neutral and inconspicuous

Color



| Iberis       |                                |               |       |                 |                |                |
|--------------|--------------------------------|---------------|-------|-----------------|----------------|----------------|
| Variant      | Dimensions<br>W x L x H; ft/in | Weight<br>lbs | Color | Capacity<br>gal | Item No<br>OLD | Item No<br>NEW |
| Iberis 1 - S | 2' 3½" x 2' 3½" x 18⅝"         | 231.5         | Brown | 25.6            | BM 070 070     | → 4 700 023    |
| Iberis 1 - M | 2' 3½" x 2' 3½" x 22"          | 272.3         | Brown | 32.0            | BM 070 070 Z1  | → 4 700 174    |
| Iberis 1 - L | 2' 3½" x 2' 3½" x 2' 1½"       | 313.1         | Brown | 38.6            | BM 070 070 Z2  | → 4 700 175    |
| Iberis 2 - S | 2' 3½" x 3' 7¼" x 18⅝"         | 308.6         | Brown | 45.4            | BM 110 070     | → 4 700 024    |
| Iberis 2 - M | 2' 3½" x 3' 7¼" x 22"          | 362.7         | Brown | 56.8            | BM 110 070 Z1  | → 4 700 180    |
| Iberis 2 - L | 2' 3½" x 3' 7¼" x 2' 1½"       | 416.7         | Brown | 68.2            | BM 110 070 Z2  | → 4 700 181    |
| Iberis 3 - S | 3' 7¼" x 3' 7¼" x 18⅝"         | 396.8         | Brown | 80.6            | BM 110 110     | → 4 700 025    |
| Iberis 3 - M | 3' 7¼" x 3' 7¼" x 22"          | 465.2         | Brown | 100.4           | BM 110 110 Z1  | → 4 700 176    |
| Iberis 3 - L | 3' 7¼" x 3' 7¼" x 2' 1½"       | 533.5         | Brown | 120.7           | BM 110 110 Z2  | → 4 700 177    |
| Iberis 4 - S | 3' 7¼" x 4' 7" x 18⅝"          | 467.4         | Brown | 106.7           | BM 140 110     | → 4 700 026    |
| Iberis 4 - M | 3' 7¼" x 4' 7" x 22"           | 544.5         | Brown | 133.4           | BM 140 110 Z1  | → 4 700 182    |
| Iberis 4 - L | 3' 7¼" x 4' 7" x 2' 1½"        | 621.7         | Brown | 160.1           | BM 140 110 Z2  | → 4 700 183    |
| Iberis 5 - S | 4' 7" x 4' 7" x 18⅝"           | 533.5         | Brown | 141.6           | BM 140 140     | → 4 700 027    |
| Iberis 5 - M | 4' 7" x 4' 7" x 22"            | 620.6         | Brown | 177.0           | BM 140 140 Z1  | → 4 700 178    |
| Iberis 5 - L | 4' 7" x 4' 7" x 2' 1½"         | 708.8         | Brown | 212.1           | BM 140 140 Z2  | → 4 700 179    |



## PRODUCT INFO

» Capacity: without additional ring; filled to the top edge  
 Completely assembled. Measurements are outside dimensions. Other sizes available on request. Side profile: 3½" x 3½". Base: 1" thick. Plinth height: 3½".







# TERRA RAISED BED

Planting made easy

Colors



| Raised bed Terra 1             |               |       |                 |                |                | <input type="radio"/> <input checked="" type="radio"/> |  |
|--------------------------------|---------------|-------|-----------------|----------------|----------------|--|--|
| Dimensions<br>L x W x H; ft/in | Weight<br>lbs | Color | Capacity<br>gal | Item No<br>OLD | Item No<br>NEW |  |  |
| 6' 3" x 2' 11½" x 2' ¾"        | 282.2         | Gray  | 181.0           | HTG 060 190 P  | → 4 700 165    |  |  |
|                                |               | Brown |                 | HTB 060 190 P  | → 4 700 166    |  |  |

| Raised bed Terra 2             |               |       |                 |                |                | <input type="radio"/> <input checked="" type="radio"/> |  |
|--------------------------------|---------------|-------|-----------------|----------------|----------------|--|--|
| Dimensions<br>L x W x H; ft/in | Weight<br>lbs | Color | Capacity<br>gal | Item No<br>OLD | Item No<br>NEW |  |  |
| 6' 3" x 2' 11½" x 2' 9"        | 350.5         | Gray  | 241.5           | HTG 080 190 P  | → 4 700 103    |  |  |
|                                |               | Brown |                 | HTB 080 190 P  | → 4 700 104    |  |  |

## PRODUCT INFO

- » Quick assembly – only 7 components
- » Rot-free and no harmful additives
- » Reinforced with ribs on the inner side
- » Volume: filled to the top edge

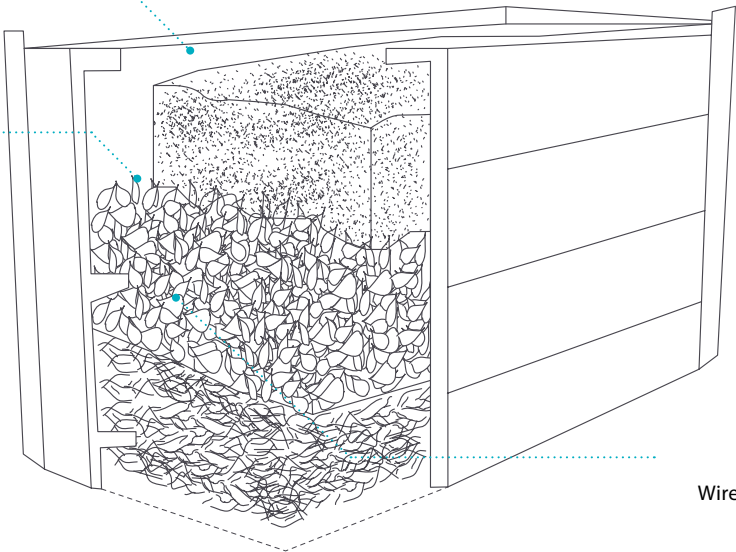
Delivered as a kit excluding base.



## SCHEMATIC REPRESENTATION OF FILLING

**Top layer:**  
Garden soil,  
raised bed soil

**Middle layer:**  
Compost, dead  
leaves and lawn  
clippings



**Base layer:**  
Sticks and twigs

**As Base:**  
Wire mesh rodent grid



## MODULAR COMPOSTER

Quick to assemble and rot-free

Color



### Type 650

| Dimensions<br>L x W x H; ft/in     | Weight<br>lbs | Color | Item No<br>OLD | Item No<br>NEW |
|------------------------------------|---------------|-------|----------------|----------------|
| 3' 3 3/8" x 3' 3 3/8" x 2' 11 1/2" | 123.5         | Brown | SKB 100 090    | → 4 700 074    |

### PRODUCT INFO

|            |                         |
|------------|-------------------------|
| Volume:    | approx. 171.7 gal       |
| 16 boards: | 1" x 3' 3 3/8" x 5 1/2" |
| 4 boards:  | 1" x 3' 3 3/8" x 2 3/4" |

Delivered as a kit excluding base.



## CEMETERY COMPOSTER

Sturdy and durable

Color



### Conical, with aluminium frame

| Dimensions<br>L x W x H; ft/in    | Weight<br>lbs | Color | Item No<br>OLD | Item No<br>NEW |
|-----------------------------------|---------------|-------|----------------|----------------|
| 3' 3 3/8" x 3' 3 3/8" x 2' 6 1/2" | 167.6         | Brown | KF 085 100     | → 4 700 046    |

### PRODUCT INFO

- » Volume: approx. 139.5 gal
- » Aluminum frame
- Completely assembled on delivery.







# SCORI LITTER BIN

Combinations to suit any situation

Color



Scori bin round, approx. 14.5 gal

| Dimensions<br>Ø x H; ft/in | Weight<br>lbs | Color | Item No<br>OLD | Item No<br>NEW |
|----------------------------|---------------|-------|----------------|----------------|
| 16½" x 19⅝"                | 39.7          | Brown | AB 375 250 →   | 4 800 009      |

Clamping ring

| Weight<br>lbs | Item No<br>OLD | Item No<br>NEW |
|---------------|----------------|----------------|
| 1.1           | KL 375 250 →   | 4 800 015      |

Wire basket

| Weight<br>lbs | Item No<br>OLD | Item No<br>NEW |
|---------------|----------------|----------------|
| 5.5           | DK 375 250 →   | 9 001 555      |



### PRODUCT INFO

- » Volume: approx. 14.5 gal
- » Available in several versions
- » Versatile uses



# COLLEC LITTER BIN

Solid and clean

Color



Bin round, approx. 18.5 gal

| Dimensions<br>Ø x H; ft/in | Weight<br>lbs | Color | Item No<br>OLD | Item No<br>NEW |
|----------------------------|---------------|-------|----------------|----------------|
| 18⅞" x 2' 2"               | 77.2          | Brown | AR 486 670 →   | 4 800 006      |

### PRODUCT INFO

- » Volume: approx. 18.5 gal
- » With removable wire basket





# STORA LITTER BIN

The versatile choice

Color



| Bin round, approx. 34.3 gal |               |       |                |                |
|-----------------------------|---------------|-------|----------------|----------------|
| Dimensions<br>Ø x H; ft/in  | Weight<br>lbs | Color | Item No<br>OLD | Item No<br>NEW |
| 20½" x 3' 3¾"               | 121.3         | Brown | AT 4852 130 →  | 4 800 004      |

### PRODUCT INFO

- » Volume: approx. 34.3 gal
- » Lockable lid
- » Lateral hinge



BUILDING AND  
CONSTRUCTION

FENCING AND  
BARRIERS

GROUNDWORK AND  
SURFACES

OUTDOOR SPACES  
AND FURNITURE

PLAYGROUND  
FURNITURE

INDEX





## PLAYGROUND FURNITURE

hanit® means fun at play.

hanit® stands for durable, made-for-outdoor products. Who spends the most time outside? Our children, discovering the world through play. Our product range for playgrounds and daycares ensures their journeys in discovery are care-free and safe.

The attributes of hanit® and the conceptual design of our products ensure:

- » That products do not splinter, reducing the risk of injuries.
- » No rotting, even in permanent contact with wet soil, moist sand, or when used in watercourses.
- » Rounded edges for sandbox covers.

- » Available in a variety of colors
- » No harmful chemicals or additives
- » Regularly checked and certified according to relevant regulations (eg. DIN 71-3 Toy Safety)
- » Tough and durable

Would you like to find out more about our range for daycares and playgrounds? Just request a copy of our "Kids and Teens" brochure. You'll find many great application examples inside.



**OUTDOOR CLASSROOM****AT ONE WITH NATURE****PLAYING WITH MUD****SANDBOXES****Children's benches and tables**

- » Canetti children's bench  
with backrest.....p. 122
- » Canetti children's bench  
without backrest.....p. 122
- » Canetti children's table .....p. 123
- » Tivoli children's table .....p. 123
- » Calero children's bench .....p. 124
- » Calero children's table .....p. 124
- » Pippolino children's bench.....p. 125
- » Forio children's set.....p. 126– 127

**Sandboxes**

- » Dahna sandbox.....p. 128
- » Namib sandbox .....p. 129
- » Sahara sandbox .....p. 130
- » Kalahari sandbox .....p. 131
- » Gobi sandbox.....p. 131

**Learning and experience**

- » Terra kid's raised bed .....p. 132
- » Mud table .....p. 133





# CANETTI CHILDREN'S SERIES

Child-friendly seating



## CANETTI CHILDREN'S BENCH

The first hanit® children's bench with backrest

| Canetti children's bench with backrest, length: 4' 11" |               |            |                |                |           |  |  |  |
|--|---------------|------------|----------------|----------------|-----------|--|--|--|
| Dimensions<br>L x W x H; ft/in                         | Weight<br>lbs | Color      | Item No<br>OLD | Item No<br>NEW |           |  |  |  |
| 4' 11" x 20¾" x 2' ¾"                                  | 114.6         | Brown      | KCA 08 150     | →              | 5 000 091 |  |  |  |
|  |               | Gray-Green | KCB 08 150     | →              | 5 000 092 |  |  |  |
|  |               | Gray-Blue  | KCC 08 150     | →              | 5 000 093 |  |  |  |
|  |               | Gray-Red   | KCD 08 150     | →              | 5 000 094 |  |  |  |



## CANETTI CHILDREN'S BENCH

Without backrest

| Canetti children's bench w/o backrest, length: 4' 11" |               |            |                |                |           |  |  |  |
|---|---------------|------------|----------------|----------------|-----------|--|--|--|
| Dimensions<br>L x W x H; ft/in                        | Weight<br>lbs | Color      | Item No<br>OLD | Item No<br>NEW |           |  |  |  |
| 4' 11" x 13¾" x 13¾"                                  | 63.9          | Brown      | KTA 10 150     | →              | 5 000 026 |  |  |  |
|   |               | Gray-Green | KTB 10 150     | →              | 5 000 027 |  |  |  |
|   |               | Gray-Blue  | KTC 10 150     | →              | 5 000 028 |  |  |  |
|   |               | Gray-Red   | KTD 10 150     | →              | 5 000 031 |  |  |  |



## CANETTI CHILDREN'S TABLE

With closed tabletop

| Canetti children's table, length: 4' 11"         |               |            |                |                |
|--|---------------|------------|----------------|----------------|
| Dimensions<br>L x W x H; ft/in                   | Weight<br>lbs | Color      | Item No<br>OLD | Item No<br>NEW |
| 4' 11" x 23 $\frac{5}{8}$ " x 22 $\frac{1}{2}$ " | 143.3         | Brown      | TCA 60 150     | → 5 000 076    |
|  |               | Gray-Green | TCB 60 150     | → 5 000 077    |
|  |               | Gray-Blue  | TCC 60 150     | → 5 000 078    |
|  |               | Gray-Red   | TCD 60 150     | → 5 000 079    |



## TIVOLI CHILDREN'S TABLE

With individual boards

| Tivoli children's table, length: 4' 11"          |               |            |                |                |
|--|---------------|------------|----------------|----------------|
| Dimensions<br>L x W x H; ft/in                   | Weight<br>lbs | Color      | Item No<br>OLD | Item No<br>NEW |
| 4' 11" x 23 $\frac{5}{8}$ " x 23 $\frac{1}{4}$ " | 176.4         | Brown      | TTA 10 150     | → 5 000 035    |
|  |               | Gray-Green | TTB 10 150     | → 5 000 036    |
|  |               | Gray-Blue  | TTC 10 150     | → 5 000 037    |
|  |               | Gray-Red   | TTD 10 150     | → 5 000 032    |



### PRODUCT INFO CANETTI CHILDREN'S SERIES

- » Board type:  
Premium
- » Canetti bench with backrest:  
6 bench boards: 4' 11" x 3 $\frac{1}{8}$ " x 1 $\frac{7}{8}$ "
- » Canetti bench without backrest:  
3 bench boards: 4' 11" x 3 $\frac{1}{8}$ " x 1 $\frac{7}{8}$ "
- » Seat height:  
13 $\frac{3}{8}$ "

- » Canetti children's table:  
Closed tabletop  
Tabletop surface: 23 $\frac{5}{8}$ " x 4' 11"  
Table height: 22 $\frac{1}{2}$ "
- » Tivoli children's table:  
5 table boards: 4' 11" x 3 $\frac{7}{8}$ " x 1 $\frac{7}{8}$ "  
Tabletop surface: 23 $\frac{5}{8}$ " x 4' 11"  
Table height: 22 $\frac{1}{2}$ "

#### Optional accessories:

- » **Ground anchor Type 1**  
(Bench without backrest)
- » **Ground anchor Type 2**  
(Bench with backrest and tables)

Benches and tables are delivered as a kit. Assembly instructions and materials are included.





# CALERO CHILDREN'S BENCH

Lively, trendy, colorful

| Calero children's bench, length: 4' 11" |               |                |                |                |           |  |
|---|---------------|----------------|----------------|----------------|-----------|--|
| Dimensions<br>L x W x H; ft/in          | Weight<br>lbs | Color          | Item No<br>OLD | Item No<br>NEW |           |  |
| 4' 11" x 11" x 13 7/8"                  | 112.4         | Gray-Blue      | BK2 GB 150     | →              | 5 000 010 |  |
|   |               | Green-Red-Blue | BK2 TC 150     | →              | 5 000 011 |  |



## PRODUCT INFO

- » Boards: square profiles
- » 3 profiles:  
4' 4" x 3 1/2" x 3 1/2"
- » Seat height: 13 3/8"

### Optional accessories:

- » Ground anchor Type 1

Benches and tables are delivered as a kit. Assembly instructions and materials are included.



# CALERO CHILDREN'S TABLE

So colorful!

## PRODUCT INFO

- » 5 table profiles:  
4' 4" x 3 1/2" x 3 1/2"
- » Table height: 22 1/2"
- » Table surface:  
18 1/8" x 4' 11"

### Optional accessories:

- » Ground anchor Type 1

Benches and tables are delivered as a kit. Assembly instructions and materials are included.



| Calero children's table, length: 4' 11" |               |                |                |                |           |  |
|---|---------------|----------------|----------------|----------------|-----------|--|
| Dimensions<br>L x W x H; ft/in          | Weight<br>lbs | Color          | Item No<br>OLD | Item No<br>NEW |           |  |
| 4' 11" x 18 1/8" x 22 1/2"              | 224.9         | Gray-Blue      | TK2 GB 150     | →              | 5 000 012 |  |
|   |               | Green-Blue-Red | TK2 TC 150     | →              | 5 000 013 |  |





# PIPPOLINO CHILDREN'S BENCH

The bench that grows with you

Pippolino children's bench, length: 4' 11"



| Dimensions<br>L x W x H; ft/in | Weight<br>lbs | Color           | Item No<br>OLD | Item No<br>NEW |
|--------------------------------|---------------|-----------------|----------------|----------------|
| 4' 11" x 2' 3" x 2' 3½"        | 125.7         | Gray-Green-Blue | BP1 GML 150 →  | 5 000 014      |

## PRODUCT INFO


- » Board type: Classic
- » 1 seat board  
4' 6" x 7½" x 1½"
- » 1 back board  
4' 6" x 6¾" x 1½"
- » Seat height: 9¾"/13¾"<sup>1</sup>

### Optional accessories:

- » Ground anchor Type 2

<sup>1</sup> Seat height can be optionally attached to 9¾"

Benches and tables are delivered as a kit. Assembly instructions and materials are included.







# FORIO CHILDREN'S SET

Tailor-made for kids



| Forio children's set, length: 4' 11" |               |            |                |                |
|--------------------------------------|---------------|------------|----------------|----------------|
| Dimensions<br>L x W x H; ft/in       | Weight<br>lbs | Color      | Item No<br>OLD | Item No<br>NEW |
| 4' 11" x 3' 6 7/8" x 22 1/2"         | 176.4         | Brown      | SBA 40 150     | → 5 000 021    |
|                                      |               | Gray-Green | SMA 40 150     | → 5 000 020    |
|                                      |               | Gray-Blue  | SLA 40 150     | → 5 000 019    |
|                                      |               | Gray-Red   | SRA 40 150     | → 5 000 033    |



## PRODUCT INFO

- » 1 tabletop:  
4' 11" x 23 5/8" x 3 1/8"
- » 2 bench boards:  
4' 11" x 7 1/2" x 1 5/8"
- » Seat height: 13 3/8"
- » Table height: 22 1/2"
- » Table surface:  
23 5/8" x 4' 11"

Optional accessories:  
» Ground anchor Type 3

Benches and tables are delivered as a kit. Assembly instructions and materials are included.





# FORIO BACKREST

For added comfort

Forio backrest, length: 4' 11"



| Dimensions<br>L x W x H; ft/in                  | Weight<br>lbs | Color | Item No<br>OLD | Item No<br>NEW |
|---|---------------|-------|----------------|----------------|
| 4' 11" x 7 $\frac{7}{8}$ " x 13 $\frac{3}{4}$ " | 37.5          | Brown | RBA 19 150     | → 5 000 062    |
|   |               | Green | RMA 19 150     | → 5 000 064    |
|   |               | Blue  | RLA 19 150     | → 5 000 063    |
|   |               | Red   | RRA 19 150     | → 5 000 043    |



## PRODUCT INFO

- » 1 back board 7 $\frac{1}{2}$ " x 7 $\frac{7}{8}$ " x 13 $\frac{3}{4}$ "
- » 2 galvanized arms/supports
- » Can be ordered in different color combinations. For backrests on both sides of the picnic bench, please order two items.
- » Dimensions Forio set with backrests on both sides: 4'1" x 2' (L x H)

Benches and tables are delivered as a kit. Assembly instructions and materials are included.







# DAHNA SANDBOX

Circle in the Square



| Dahna sandbox                  |               |                 |                |                |
|--------------------------------|---------------|-----------------|----------------|----------------|
| Dimensions<br>L x W x H; ft/in | Weight<br>lbs | Color           | Item No<br>OLD | Item No<br>NEW |
| 6' 7" x 6' 7" x 10 5/8"        | 407.9         | Gray-Blue-Green | SD1 GML 200 →  | 5 100 082      |

### PRODUCT INFO

- » Side profiles: each side 2 round posts Ø 4 3/4"
- » 2 seats: 1 5/8" x 6 3/4"
- » Dimensions: outside edge of seat

Delivered as a kit excluding base.





# NAMIB SANDBOX

Simple, square and practical



## PRODUCT INFO

- » Side profiles: 3½" x 3½"
- » Seat: 1⅝" x 7½"
- » Dimensions: outside edge of seat

Delivered as a kit excluding base. Other dimensions available on request.

| Namib sandbox 1                |               |       |                |                |
|--------------------------------|---------------|-------|----------------|----------------|
| Dimensions<br>L x W x H; ft/in | Weight<br>lbs | Color | Item No<br>OLD | Item No<br>NEW |
| 6' 7" x 6' 7" x 12¼"           | 471.8         | Brown | SR 200 200     | → 5 100 020    |

| Namib sandbox 2                |               |       |                |                |
|--------------------------------|---------------|-------|----------------|----------------|
| Dimensions<br>L x W x H; ft/in | Weight<br>lbs | Color | Item No<br>OLD | Item No<br>NEW |
| 9' 10" x 9' 10" x 12¼"         | 734.1         | Brown | SR 300 300     | → 5 100 021    |

| Namib sandbox 3                |               |       |                |                |
|--------------------------------|---------------|-------|----------------|----------------|
| Dimensions<br>L x W x H; ft/in | Weight<br>lbs | Color | Item No<br>OLD | Item No<br>NEW |
| 13' 1" x 13' 1" x 12¼"         | 1,031.7       | Brown | SR 400 400     | → 5 100 022    |

| Namib sandbox 4                |               |       |                |                |
|--------------------------------|---------------|-------|----------------|----------------|
| Dimensions<br>L x W x H; ft/in | Weight<br>lbs | Color | Item No<br>OLD | Item No<br>NEW |
| 16' x 16' x 12¼"               | 1,294.1       | Brown | SR 500 500     | → 5 100 023    |








# SAHARA SANDBOX

Wonderland for the imagination



| Sahara sandbox 1               |               |            |                |                |
|--------------------------------|---------------|------------|----------------|----------------|
| Dimensions<br>L x W x H; ft/in | Weight<br>lbs | Color      | Item No<br>OLD | Item No<br>NEW |
| 6' 7" x 6' 7" x 10 5/8"        | 429.9         | Gray-Brown | WG 200 200     | → 5 100 028    |
|                                |               | Gray-Green | WM 200 200     | → 5 100 029    |
|                                |               | Gray-Blue  | WL 200 200     | → 5 100 030    |
|                                |               | Gray-Red   | WR 200 200     | → 5 100 049    |



| Sahara sandbox 2               |               |            |                |                |
|--------------------------------|---------------|------------|----------------|----------------|
| Dimensions<br>L x W x H; ft/in | Weight<br>lbs | Color      | Item No<br>OLD | Item No<br>NEW |
| 9' 10" x 9' 10" x 10 5/8"      | 650.4         | Gray-Brown | WG 300 300     | → 5 100 039    |
|                                |               | Gray-Green | WM 300 300     | → 5 100 040    |
|                                |               | Gray-Blue  | WL 300 300     | → 5 100 041    |
|                                |               | Gray-Red   | WR 300 300     | → 5 100 050    |



### PRODUCT INFO

- » Side profiles: 3 1/8" x 9"
- » Seat: 1 5/8" x 7 1/2"
- » Dimensions: outside edge of seat

Delivered as a kit excluding base. Other dimensions available on request.





## KALAHARI SANDBOX

Fun in every corner



| Kalahari sandbox 1         |               |       |                |                |
|----------------------------|---------------|-------|----------------|----------------|
| Dimensions<br>ø x H; ft/in | Weight<br>lbs | Color | Item No<br>OLD | Item No<br>NEW |
| 5' 9" x 11¾"               | 158.7         | Brown | SO 160 030 →   | 5 100 018      |

| Kalahari sandbox 2         |               |       |                |                |
|----------------------------|---------------|-------|----------------|----------------|
| Dimensions<br>ø x H; ft/in | Weight<br>lbs | Color | Item No<br>OLD | Item No<br>NEW |
| 7' 10½" x 11¾"             | 238.1         | Brown | SO 240 030 →   | 5 100 019      |



### PRODUCT INFO

- » Side profiles: 1½" x 5⅝"
- » Seat: 1⅝" x 5½"
- » Dimensions: outside edge of seat

Delivered as a kit excluding base. Other dimensions available on request.



## GOBI SANDBOX

Big fun, large or small



| Gobi sandbox 1                 |               |       |                |                |
|--------------------------------|---------------|-------|----------------|----------------|
| Dimensions<br>L x W x H; ft/in | Weight<br>lbs | Color | Item No<br>OLD | Item No<br>NEW |
| 3' 11¼" x 3' 11¼" x 12¼"       | 156.5         | Brown | SV 120 120 →   | 5 100 024      |

| Gobi sandbox 2                 |               |       |                |                |
|--------------------------------|---------------|-------|----------------|----------------|
| Dimensions<br>L x W x H; ft/in | Weight<br>lbs | Color | Item No<br>OLD | Item No<br>NEW |
| 7' 10½" x 7' 10½" x 12¼"       | 313.1         | Brown | SV 240 240 →   | 5 100 025      |

### PRODUCT INFO

- » Side profiles: 1½" x 5⅝"
- » Seat: 1⅝" x 5½"
- » Dimensions: outside edge of seat

Delivered as a kit excluding base. Other dimensions available on request.









# TERRA KID'S RAISED BED

For little green fingers



| Terra kid's raised bed         |               |       |                 |                |                |  |  |
|--------------------------------|---------------|-------|-----------------|----------------|----------------|---|---|
| Dimensions<br>L x W x H; ft/in | Weight<br>lbs | Color | Capacity<br>gal | Item No<br>OLD | Item No<br>NEW |   |   |
| 5' 11" x 2' 11½" x 2' ¾"       | 282.2         | Gray  | 180.9           | HTG 060 190 P  | → 4 700 165    |   |   |
|                                |               | Brown |                 | HTB 060 190 P  | → 4 700 166    |   |   |

Colors



## PRODUCT INFO

- » Quick Assembly – only 7 components
- » Rot-free and no harmful additives
- » Reinforced with ribs on the inner side
- » Capacity: filled to the top edge
- » See page 116 (chapter 4) for how to fill a raised bed

Delivered as a kit excluding base and accessories.





# MUD TABLE

Splinter-free fun for years to come



## End table

| Dimensions<br>B x L x Ha x Hb; ft/in | Weight<br>lbs | Color      | Order No<br>OLD | Order No<br>NEW |
|--------------------------------------|---------------|------------|-----------------|-----------------|
| 2' 6½" x 4' 11" x 11⅝" / 11⅝"        | 158.7         | Gray-Brown | MBG 40 150 →    | 5 200 035       |

## Flow element 1

| Dimensions<br>B x L x Ha x Hb; ft/in | Weight<br>lbs | Color      | Order No<br>OLD | Order No<br>NEW |
|--------------------------------------|---------------|------------|-----------------|-----------------|
| 2' 6½" x 4' 11" x 16½" / 20½"        | 169.7         | Gray-Brown | MBG 55 150 →    | 5 200 031       |

## Flow element 2

| Dimensions<br>B x L x Ha x Hb; ft/in | Weight<br>lbs | Color      | Order No<br>OLD | Order No<br>NEW |
|--------------------------------------|---------------|------------|-----------------|-----------------|
| 2' 6½" x 4' 11" x 2' ¾" / 2' 4"      | 183.0         | Gray-Brown | MBG 75 150 →    | 5 200 043       |

## Flow element 3

| Dimensions<br>B x L x Ha x Hb; ft/in | Weight<br>lbs | Color      | Order No<br>OLD | Order No<br>NEW |
|--------------------------------------|---------------|------------|-----------------|-----------------|
| 2' 6½" x 4' 11" x 2' 8¼" / 2' 11 ⅞"  | 196.2         | Gray-Brown | MBG 95 150 →    | 5 200 040       |

## Water pump stand

| Dimensions<br>W x L x H; ft/in | Weight<br>lbs | Color | Order No<br>OLD | Order No<br>NEW |
|--------------------------------|---------------|-------|-----------------|-----------------|
| 3' 3⅜" x 3' 3⅜" x 8½"          | 231.5         | Brown | MBB 20 100 →    | 5 200 008       |

## Water pump with stand

| Dimensions<br>W x L x H; ft/in | Weight<br>lbs | Color      | Order No<br>OLD | Order No<br>NEW |
|--------------------------------|---------------|------------|-----------------|-----------------|
| 3' 3⅜" x 3' 3⅜" x 4' 2"        | 297.6         | Brown-Gray | PMB 20 100 →    | 5 200 028       |

## PRODUCT INFO

- » Legs to be embedded in the ground
  - » Dimensions Tray: 23⅝" x 4' 11" x 4⅜"
  - » Reinforced ribs on the underside
  - » Water runoff available on one or two sides, depending on the element
- Flow element: one water outlet  
End table: two water outlets
- » The height information refers to the finished installation height and describes the distance between the top edge of the soil to the bottom edge of the element (Flow elements have an incline)

Delivered as a kit, ready to be assembled.

Individual sections, parts and elements also available.





# INDEX

You know exactly which hanit® product you are looking for or you know the product name or category? Use the index to find the corresponding document page.

|   | Document<br>Page |
|---|------------------|
| <b>A</b>                                    |                  |
| Amphibian guard                             | 33               |
| Armrest                                     | 112              |
| Aveto sun lounger                           | 98               |
| <b>B</b>                                    |                  |
| Bank reinforcement                          | 33               |
| Barriers                                    | 59               |
| Bavaria bench                               | 87               |
| Beams                                       | 26               |
| Beams with radius edges                     | 27               |
| Bench board, Classic                        | 108 – 109        |
| Bench board, Premium                        | 110              |
| Board profile                               | 34 – 35          |
| Board profile (tongue & groove, reinforced) | 37               |
| Board profile (tongue & groove)             | 37               |
| Board profile, reinforced                   | 38               |
| Boundary stone                              | 27               |
| Burrowing barrier                           | 33               |
| <b>C</b>                                    |                  |
| Calero Bar                                  | 85               |
| Calero bench                                | 84               |
| Calero children's bench                     | 124              |
| Calero children's table                     | 124              |
| Calero stool                                | 85               |
| Calero high table                           | 85               |
| Calero set                                  | 84 – 85          |
| Calero table                                | 84               |
| Canetti bench                               | 80               |

|  | Document<br>Page |
|--|------------------|
| Canetti children's bench with backrest                     | 122              |
| Canetti children's bench without backrest                  | 122              |
| Canetti children's table                                   | 123              |
| Cemetery composter   | 117              |
| Children's benches and tables                              | 122 – 127        |
| Collec litter bin  | 118              |
| Collodi skater bench                                       | 106              |
| Compact bench board  | 111              |
| Cross-profile stake  | 47               |
| <b>D</b>   |                  |
| Dahna sandbox  | 128              |
| Decking  | 71               |
| Diamond head bollard                                       | 48               |
| Dome shaped bollard  | 50               |
| <b>E</b>   |                  |
| Eclipse bench  | 91               |
| Eco slabs  | 73               |
| <b>F</b>   |                  |
| Fence pales and posts                                      | 51               |
| Footpath planks (w/ or w/o reinforcement)                  | 67 – 69          |
| Footpath planks, tongue & groove (w/ or w/o reinforcement) | 66               |
| Forio back rest  | 127              |
| Forio children's set                                       | 126 – 127        |
| Foundation pad with and without holes                      | 32               |
| <b>G</b>   |                  |
| Garden edging  | 28               |
| Gatton round bench   | 102              |

|   | Document<br>Page |
|---|------------------|
| Gobi sandbox                                  | 131              |
| Grand Canyon shelter                          | 105              |
| Grass edging                                  | 27               |
| Ground anchor                                 | 112              |
| Ground reinforcement                          | 73–77            |
| <b>H</b>                                      |                  |
| Handrail systems                              | 57–58            |
| hanit® Ultra board profiles                   | 36               |
| hanit® Ultra board profiles (tongue & groove) | 38               |
| hanit® Ultra decking                          | 70               |
| hanit® Ultra fence pales and rails            | 52               |
| hanit® Ultra fence posts                      | 53               |
| hanit® Ultra footpath planks                  | 70               |
| hanit® Ultra knee rails                       | 60–61            |
| hanit® Ultra square profiles                  | 31               |
| Hanpave                                       | 75               |
| Heavy duty ground grid                        | 76               |
| High Line bench                               | 92               |
| Highlands bench                               | 94               |
| Hyde Park bench                               | 82               |
| Hyde Park bench connection module             | 83               |
| Hyde Park bench extension module              | 83               |
| Hyde Park bench without backrest              | 82               |
| Hyde Park set                                 | 82–83            |
| Hyde Park table                               | 83               |
| <b>I–K</b>                                    |                  |
| Iberis planter                                | 115              |
| Iona bench                                    | 104              |
| Isola set                                     | 101              |

|                                 | Document<br>Page |
|---------------------------------|------------------|
| Kalahari sandbox                | 131              |
| <b>L</b>                        |                  |
| L-stone                         | 24               |
| L-stone corner                  | 25               |
| <b>M</b>                        |                  |
| Mira bench                      | 87               |
| Modular composter               | 117              |
| Mud table                       | 133              |
| Muscari planter                 | 113              |
| <b>N–O</b>                      |                  |
| Namib sandbox                   | 129              |
| Ogee palisade, hollow profile   | 16–18            |
| Ogee palisade, solid profile    | 16–18            |
| <b>P–Q</b>                      |                  |
| Paddock gate                    | 56               |
| Paddock slab                    | 74               |
| Pales and posts                 | 51               |
| Palisades                       | 16–23            |
| Pasture fence system            | 54–55            |
| Paving stone                    | 77               |
| Piccadilly bench                | 88               |
| Piles                           | 72               |
| Pippolino children's bench      | 125              |
| Posts                           | 42–47            |
| Pre-assembled boardwalk element | 73               |
| Privacy fence                   | 62               |
| Provence bench                  | 95               |



# INDEX

|                                      | Document<br>Page |
|--------------------------------------|------------------|
| Pyramid head bollard                 | 49               |
| <b>R</b>                             |                  |
| Railing components                   | 59               |
| Rectangular palisade, hollow profile | 22–23            |
| Round palisade, hollow profile       | 20–21            |
| Round palisade, solid profile        | 20–21            |
| Round posts                          | 42–44            |
| Round posts, reinforced              | 45               |
| <b>S</b>                             |                  |
| Sahara sandbox                       | 130              |
| Sandboxes                            | 128–131          |
| Sapo bench                           | 95               |
| Sapo senior's bench                  | 96               |
| Scori litter bin                     | 118              |
| Serengeti set                        | 100              |
| Somerset bench                       | 94               |
| Square posts                         | 46               |
| Square posts, reinforced             | 47               |
| Square profiles                      | 29–30            |
| Stall board                          | 39               |
| Standard sheet                       | 32               |
| Stelvio set                          | 99               |
| Stora litter bin                     | 119              |
| Sutton bench                         | 90               |
| <b>T</b>                             |                  |
| Tarlo senior's bench                 | 97               |
| Taunus forest bench                  | 86               |
| Taunus forest bench without backrest | 86               |

|                         | Document<br>Page |
|-------------------------|------------------|
| Taunus set              | 86               |
| Taunus table            | 86               |
| Terra kid raised bed    | 132              |
| Terra raised bed        | 116              |
| Tivoli bench            | 80               |
| Tivoli children's table | 123              |
| Tivoli set              | 80–81            |
| Tivoli table            | 81               |
| Trafalgar Square bench  | 89               |
| Tremezzo youth bench    | 107              |
| Trinity table           | 81               |
| <b>U–Z</b>              |                  |
| Ueno bench              | 92               |
| Vinca planter           | 114              |

# TERMS AND CONDITIONS OF SALE AND DELIVERY

## SCOPE OF APPLICATION

The following General Terms and Conditions of Business (GT&Cs) for the sale and delivery of Goods shall apply to business-to-business sales only between HAHN Plastics (North America) Ltd., a corporation incorporated pursuant to the laws of the Province of British Columbia and having its principal place of business in the City of Waterloo, Province of Ontario ("**the Supplier**") and a business customer named in the Supplier's Order confirmation ("**the Customer**") and both "**the parties**".

In these GT&Cs, the following definitions shall apply:

**"Business Day"** means a day other than a Saturday, Sunday or public holiday in Ontario, Canada, when banks in Waterloo are open for business.

**"Contract"** means the contract between the Supplier and the Customer for the sale and purchase of Goods in accordance with these GT&Cs, comprising the Customer's Order and the Supplier's written acceptance thereof or the Supplier's fixed written quote and the Customer's written acceptance thereof, as applicable, and these GT&Cs.

**"Force Majeure Event"** means any event outside a party's reasonable control including, but not limited to acts of God, war, flood, fire, pandemic or epidemic, labour disputes, strikes, lock-outs, riots, civil commotion, malicious damage, explosion, terrorism, governmental or regulatory actions (including without limitation imposing an export or import restriction, quota or prohibition or failing to grant a necessary licence or consent), resulting in the non-performance of the Contract by the Supplier or its subcontractors, and/or the interruption or failure of utility service or any other similar events.

**"Goods"** means the goods (or any part of them) supplied by the Supplier to the Customer in accordance with a Contract.

**"Intellectual Property Rights"** means all of the Supplier's intellectual property rights wherever in the world, whether registered or unregistered, including any application or right of application for such rights (and the "intellectual property rights" referred to above include but are not limited to copyright and related rights, database rights, confidential information, trade secrets, know-how, business names, trade names, trademarks, service marks, passing off rights, unfair competition rights, patents, petty patents, utility models, semi-conductor topography rights and rights in designs).

**"Order"** means the Customer's order for Goods, as set out in the Customer's written acceptance of the Supplier's quote or in correspondence between the parties, or as confirmed in the Supplier's written confirmation of the Customer's order, as the case may be.

## I. GENERAL

1. The Order constitutes an offer by the Customer to purchase the Goods in accordance with these GT&Cs. An Order shall only be deemed accepted and become binding on the Supplier when the Supplier issues written confirmation of the Customer's Order at which point the

Contract shall come into existence. Any amendment or variation of the Contract must be in writing and agreed between the parties. A quotation for the Goods provided by the Supplier shall not constitute a Contract and shall be subject to change without notice.

2. These GT&Cs shall apply to each Contract between the parties for the sale and delivery of Goods to the exclusion of any other terms that the Customer seeks to impose or incorporate, or which are implied by law, trade custom, practice or course of dealing. The Customer's terms and conditions of business shall not apply to any such Contract, unless expressly accepted by the Supplier in writing.
3. The Customer shall be responsible for checking and satisfying itself as to the completeness, accuracy and timely submission of any Order for Goods or of the execution documents to be obtained or drawn up by the Customer.
4. Where the Customer makes an Order for the production of a high quantity of Goods and the Supplier acts on that request by reserving production capacities for the manufacture of such Goods, and subsequent to such reservation the Customer advises that such quantity of Goods is no longer required or the ability of the Supplier to start manufacturing the Goods is delayed for reasons attributable to the Customer, the Customer shall be liable for all losses incurred as a result by the Supplier.
5. The Supplier shall not be liable for or bound by evident printing errors including (but not limited to) any evident errors in pricing or in any specification for the Goods.
6. If any individual provision or part-provision of these GT&Cs is or becomes invalid, illegal or unenforceable, the parties' agree it shall be deemed deleted, but that shall not affect validity and enforceability of the remaining terms of these GT&Cs.

## II. PRICES

1. Unless otherwise specifically agreed between the parties, all prices shall be ex works with all stated prices (where applicable) being exclusive of freight charges and other transportation costs (where applicable and including insurance costs), customs duties, import levies, incidental levies, packaging and pallet costs, labour costs and HST (or all other applicable taxes) (at the statutory rate) and other similar expenses which will be invoiced to the Customer and payable in addition to the costs of the Goods as outlined in the Contract.
2. The Supplier's prices are calculated based on the pricing conditions that apply at the time of entering into the Contract. If the cost of supplying the Goods (including without limitation in relation to materials, labour, other manufacturing costs or any other factor which is beyond the Supplier's control) materially changes between the entering into of the Contract and the actual delivery date, the Supplier may (by giving notice to the Customer) increase the price of the Goods to reflect any increase in the costs of the Goods. Where the cost of supplying the Goods increases by 20% or more of the total price of the Goods, either

party may terminate the Contract where an agreement on price cannot be achieved between the parties.

3. Where the Supplier has agreed to carry out the installation or assembly of the Goods at the Customer's request, the Customer shall pay an additional fee for these services to be agreed between the parties which will be inclusive of all expenses incurred by the Supplier in providing the services (including but not limited to travel expenses, cost of transportation of tools and personal luggage, and other ancillary costs).
4. The Supplier shall not be bound by any previous stated prices, previous quotes or previous Contracts provided to a Customer where a new or follow-up Contract is entered into with the Customer.

## III. DELIVERY AND ACCEPTANCE

1. The Supplier shall arrange for the delivery of the Goods to the Customer at the Customer's designated place of delivery, all at the Customer's cost and expense. For certainty, the Supplier will not install or assemble the Goods upon delivery. Rather, the Supplier's sole obligation is to deliver the Goods to the Customer at its delivery dock, or at the edge of the premises. In certain circumstances, the Customer may collect the Goods at the Supplier's designated place of delivery. In said circumstances, the collection of the Goods by the Customer shall take place within 3 Business Days of the Supplier notifying the Customer that the Goods are ready to be collected. delivered. Delivery is completed once the Goods are delivered to the Supplier's designated place of delivery and the Customer agrees that it shall be solely responsible for and shall assume all risks associated with the loading of the Goods on to the Customer's preferred method of transport regardless of whether said transport is loaded at the Supplier's premises or other designated place of delivery.
2. Unless otherwise agreed, any dates provided for delivery are approximate only and time of delivery is not of the essence. Where a delivery period is agreed between the parties, such delivery period shall start to run when the Supplier notifies the Customer that each of the following has been received from the Customer: (i) all documents and information necessary to fulfil the Contract, (ii) where applicable, any upfront payment set out in the Contract; or (iii) the timely delivery of any material to be supplied by the Customer to the Supplier. Unless otherwise agreed, a time period for delivery shall mean the time to the Goods being made available for collection or shipment at the Supplier's nominated place of delivery.
3. If the Supplier fails to deliver the Goods after a reasonable time following the approximate delivery date as specified in the Contract, its liability shall be limited to the costs and expenses incurred by the Customer in obtaining replacement Goods of similar description and quality in the cheapest market available, less the price of the non-delivered



Goods. The Supplier shall have no liability for any failure to deliver the Goods that is caused by a Force Majeure Event or the Customer's gross negligence or wrongful intent, failure to provide the Supplier with adequate instructions that are relevant to the supply of the Goods or has defaulted on accepting receipt of the Goods.

4. If at any time the Supplier becomes aware or reasonably suspects that the Customer is insolvent, suspends or ceases trading or its financial position is such that it may be incapable to adequately fulfil its obligations under the Contract, the Supplier shall be entitled to amend the payment terms set out in this clause III, including (without limitation) by requesting payment on demand prior to completing any further production in respect of a Contract or by requesting payment concurrently with delivery of the Goods. The Supplier reserves the right to delay delivery until any upfront payment requested (including without limit under clause VII. 2) is paid by the Customer.
5. The Supplier may deliver the Goods by instalments, each of which such instalment shall be invoiced and paid for separately. Any delay in delivery or defect in one or more instalment(s) shall not entitle the Customer to cancel any other instalment. Provided the Supplier delivers up to and including 5% more or less of the total quantity of Goods ordered, the Customer may not reject them.
6. Where the Supplier and Customer agree to a call-off arrangement where the term, manufacturing batch sizes or other such particulars have not been agreed upon in advance, the Supplier may no later than 3 months after entering into the Contract with the Customer request that such particulars be provided. If the Customer fails to provide such particulars within three weeks of such demand, the Supplier shall be entitled (at its option and following a two-week grace period) to immediately terminate the contract and/or to claim damages from the Customer.
7. If the Customer fails to take actual delivery of the Goods within 10 Business Days of the Supplier notifying the Customer that the Goods are ready for delivery, then, except where such failure or delay is caused by a Force Majeure Event, the Supplier (without prejudice to its other rights under the Contract, these GT&Cs or at law) may resell or otherwise dispose of part of all of the Goods and, after deducting its reasonable storage and selling costs, account to the Customer for any excess over the price of the Goods and/or charge the Customer for any shortfall below the price of the Goods.
8. The Supplier shall be entitled to use raw materials or other materials that deviate from those set out in the Contract and any sample provided to the Customer insofar as the replacement materials are not of material difference in terms of usability to those set out in the Contract. In particular, the Customer acknowledges that due to the nature of the material, the color or surface finish of the Goods may vary.

9. All packaging materials made available by the Supplier to the Customer shall be returned to the Supplier at the Supplier's nominated place of delivery if possible, otherwise the Customer shall make any such packaging available for collection by the Supplier at such times as the Supplier shall reasonably request. The expenses of collection of packaging materials by the Supplier shall be borne by the Supplier.
10. The Customer may only return non-defective Goods to the Supplier with the Supplier's consent. Where the Supplier consents to a return of non-defective Goods, the Supplier shall be permitted to charge a minimum restocking fee to the Customer of either 10% of the then present net value of the Goods or \$85.00 (whichever is higher).

#### IV. PACKAGING, SHIPMENT AND RISK

1. Where the parties agree that the Supplier will arrange delivery on behalf of the Customer to the Customer's premises or preferred place of delivery, (unless otherwise agreed between the parties) the packaging of Goods, the method of shipment and the route of shipment shall be at the sole discretion of the Supplier. The Customer shall be responsible for all expenses and costs of the delivery.
2. Where the Supplier is arranging delivery for the Customer, the risk in the Goods shall pass to the Customer immediately upon the Goods being delivered to the Customer. Where the Customer arranges for delivery of the Goods, then the risk in the Goods shall pass to the Customer immediately upon the completion of the Goods being loaded onto the Customer's transport vehicle at the Supplier's premises, regardless of whether the Customer has arranged to pick up the Goods itself or for a third party to pick up and transport the Goods from the Supplier to the Customer even if the dispatch of the delivery from the Supplier's premises is delayed due to a fault on the part of the Customer. Further, where such a delay occurs, the Customer shall be obliged to bear all costs of storage, damage or loss of the Goods.
3. Where it is agreed that the Supplier shall deliver the Goods to the Customer's premises or preferred place of delivery, this shall be subject to suitable access roads and to unloading by the Customer without delay; otherwise, the Customer shall be liable for any costs arising as a result of such delay, including but not limited to loss of opportunity, and any delay in delivery to other customers of the Supplier.

#### V. TITLE OF GOODS

1. Notwithstanding anything else contained in these GT&Cs, title to the Goods shall remain with the Supplier until the earlier of (i) all outstanding payments of the Customer (including under the Contract and any other Contracts) are paid in full in immediately available funds received from the Customer or (ii) the Customer resells the Goods in the ordinary course of its business, in which case title to the Goods shall pass to the Customer in accordance with clause V.3. For certainty, for Customers who intend to use the Goods

themselves shall be subject to the restrictions contained in clause V.2. below. However, for Customers whose ordinary course of business is to purchase goods, including the Goods, and resell to an end-user consumer, then Supplier acknowledges that the resale of such Goods, may occur before payments have been received in full by the Supplier. In such cases, title to the Goods shall pass to the Customer in accordance with clause V.3. below.

2. Until title to the Goods has passed to the Customer, the Customer shall, provided the Goods have been delivered to the Customer: (i) store the Goods separately from all other goods held by the Customer so that they remain readily identifiable as the Supplier's property, (ii) not remove, deface or obscure any identifying mark or packaging on or relating to the Goods, (iii) maintain the Goods in satisfactory condition, safe against theft, loss or damage, and keep them insured against all risks for their full price from the date of delivery, (iv) notify the Supplier immediately if the Customer is or becomes insolvent, suspends or ceases trading or where its financial position is such that it may be incapable to adequately fulfil its obligations under the Contract or any similar circumstances occur, (v) give the Supplier such information relating to the Goods as the Supplier may require from time to time; and (vi) allow the Supplier to enter any premises of the Customer or any third party where the Goods are stored at any time to repossess them.
3. The Customer may resell or use the Goods in the ordinary course of business (but not otherwise) before title has passed to the Supplier and before the Supplier receives payment. However, if the Customer resells or uses the Goods before such time, (i) it does so as principal and not as agent; and (ii) title to the Goods shall pass from the Supplier to the Customer immediately before the time at which resale or use by the Customer occurs. The Customer shall not be entitled to make any other dispositions in respect of the Goods under retention of title (including but not limited to mortgaging, pledging or using the Goods as security). Where the Customer becomes subject to any of the circumstances set out at clause V.2(iv) then, without limiting any other right or remedy, the Supplier may have the Customer's right to resell or use the Goods in the ordinary course of business cease immediately. Notwithstanding any term or condition in this clause V.3., in the event the Customer resells or uses the Goods in its ordinary course of business, it is still obligated and required to make all payments due to the Supplier for the Goods in accordance with the terms of the Contract, and these GT&Cs.
4. Any pledging of the Goods by the Customer or seizure of the Goods by a third party from the Customer while the Supplier retains title to same shall be reported to the Supplier without delay. Any costs or losses incurred by the Supplier resulting from such action shall be chargeable to the Customer, unless the costs are paid by a third party.

5. The Supplier may at any time prior to the title of the Goods transferring to the Customer: (i) require the Customer to deliver up all Goods in its possession that have not been resold, (ii) if the Customer fails to deliver the Goods to the Supplier promptly, enter any premises of the Customer or of any third party where the Goods are stored in order to recover them.

## VI. QUALITY OF GOODS

1. Subject to this section VI, and subject to the Warranty For hanit® Recycled Plastic Products, the Supplier warrants that on delivery and for the Warranty Period, the Goods shall: (i) conform in all material respects with their description and any applicable specification or samples approved by the Customer, (ii) be free from material defects in design, material and workmanship, (iii) be of satisfactory quality; and (iv) be fit for any purpose held out by the Supplier.
2. The Warranty Period will be 20 years from the date of delivery save that:
  - (a) for reinforced posts the Warranty Period will be 5 years from the date of delivery;
  - (b) for custom-made products, industrial profiles, finished parts and systems, second quality and remaining stock sales reinforced posts the Warranty Period will be 12 months from the date of delivery; and
  - (c) where the Goods are not manufactured by the Supplier, the Supplier warrants that the Goods shall comply with the warranty at clause VI.1 at the date of delivery only. Where the Goods are not manufactured by the Supplier, the Supplier shall use reasonable endeavours to pass on to the Customer any warranty it receives for the Goods from the manufacturer.
3. Upon receipt of the delivery of the Goods, the Customer shall, without delay, inspect the Goods and immediately (and in any event within the Warranty Period outlined in clause VI.2) report to the Supplier in writing if any of the Goods do not comply with the warranty set out at clause VI.1 and shall provide such details of its order and photographic evidence as the Supplier may require.
4. Upon receipt of notice from the Customer during the Warranty Period that the Goods, or some of the Goods, do not comply with the warranty set out at clause VI.1, the Supplier shall be given a reasonable opportunity of examining such Goods and may request the return of the Goods by the Customer to the Supplier's place of business at the Customer's cost (to be reimbursed if on inspection the Goods do not conform with the warranty set out at clause VI.1). The Supplier shall, at its option, repair or replace any defective Goods, or refund the price of any defective Goods in full. For the avoidance of doubt, the Supplier will not be required to reimburse costs of transport, installation, re-installation or any consequential damage, disassembly, or other costs, regardless of whether the Goods are found to be defective.
5. The Supplier shall not be liable for any breach of warranty where the Goods are not fit for the

specific purpose required by the Customer unless the Customer has notified the Supplier of that specific purpose prior to the completion of the Contract and/or the delivery of the Goods and the Supplier provides an express warranty in writing relating to that specific purpose.

6. The Customer acknowledges and accepts that due to the nature of the material used to manufacture the Goods, there may be minor fluctuations in the aesthetic appearance and quality of the Goods (including but not limited to the color or surface finish) which may deviate from any specification or sample provided by the Supplier. The Customer accepts that the Supplier has no control over such qualities and that the Supplier will not be liable for them as if they were a defect where the Goods delivered are fit for their intended use. Any agreement on the specified color of any Goods will therefore be based on the general color of the Goods, taking into account the minor fluctuations in color which may occur.
7. Notwithstanding clause VI.1, the Customer acknowledges and accepts that (and the Supplier shall not have any liability in relation to):
  - (a) where Goods are used outdoors and are exposed to certain weather and other conditions for a prolonged period, the color and the surface quality (but not the use) of the Goods may alter. The Supplier does not provide any guarantee to the Customer in respect of color fastness; and
  - (b) where the Goods are exposed to heat or cold temperatures, the size of the Goods may fluctuate by +/- 1.5% which should be borne in mind by the Customer when installing the Goods.
8. The Supplier shall not be liable to comply with the warranty set out at clause VI. 1 if the defect arises due to: (i) improper handling or installation of the Goods by the Customer or a third party or handling of the Goods that is contrary to any oral or written instructions provided by the Supplier to the Customer or contrary to good trade practice, (ii) where the Customer (or a third party) has taken steps to fix any defect without the Supplier's consent or continues to use the Goods after having become aware of the defect; (iii) reasonable wear and tear, wilful damage, negligence, abnormal storage or working conditions, (iv) the Supplier following any drawing, design or specification supplied by the Customer; (v) the Customer altering or repairing the Goods without the consent of the Supplier; (vi) the Goods differing from their specification as a result of changes made to ensure they comply with applicable statutory or regulatory requirements; or (vii) damage or destruction (whether intentional or unintentional) caused by the actions of the Customer or a third party.
9. In the event of any inconsistency between this clause VI, any term or condition in these GT&Cs and the Warranty For hanit® Recycled Plastic Products, the terms of these GT&Cs shall prevail.

## VII. TERMS OF PAYMENT

1. Unless otherwise agreed all payments and expenses shall be made by the Customer in full and in immediately available funds, without any deduction, set-off, counterclaim or withholding (aside from any deduction or withholding that may be required by law) within 30 days of the date of an invoice.
2. Where the Customer places an Order for custom-made or bespoke products, the Customer shall pay 30% of the total payment amount due for the Goods upfront when ordering, 60% of the total payment amount due when notified by the Supplier that the Goods are ready for delivery and 10% of the total payment amount due upon delivery of the Goods.
3. All payments made under these GT&Cs shall be made in Canadian or United States of America dollars, as agreed by the Supplier directly to the Supplier. Agents shall not be entitled to collect payments.
4. If the Customer fails to make any payment due to the Supplier under the Contract by the applicable due date, then, without limiting the Supplier's other remedies, the Customer shall pay interest on the overdue sum from the due date until payment of the overdue sum, whether before or after judgment. Interest under this clause will accrue each day at 8% a year above the Bank of Canada's overnight rate from time to time, but at 8% a year for any period when that base rate is below 0%.
5. Where the Customer makes a payment for Goods, any such payment received will first be used to set-off earlier payments that are due and have not been paid (whether under the Contract or any other contract with the Customer). Any surplus amount shall then be credited against the current invoice for which the payment was intended. In the event of any shortfall owing to the Supplier following receipt of a payment from the Customer, the balance owing shall continue to accrue interest in accordance with VII.4.

## VIII. MOULDS (TOOLS)

1. The Supplier is, and shall remain, the owner of the moulds manufactured in connection with the Contract by the Supplier itself or by a third party engaged by the Supplier. Any charge to the Customer relating to the costs of the mould shall not be an indication that the Customer has any rights to the moulds except as set out in the applicable Contract.

## IX. SUPPLY OF CUSTOMER MATERIALS

1. The Customer agrees to supply all necessary materials requested by the Supplier that the Supplier requires in order to perform its obligations under the Contract in a timely manner. Such materials shall be in good condition and of an appropriate quantity (with a surplus of at least 5% more than estimated by the Supplier).
2. The Supplier shall not be responsible for any delay in delivering the Goods or in performing any of its obligations under the Contract where such delay is caused by the Customer's failure



to comply with clause IX.1. Except in the case of a Force Majeure Event, the Customer shall be responsible for all costs that arise out of its failure to comply with clause IX.1

#### X. LIMITATION OF LIABILITY AND CLAIMS

1. Except as set out in these GT&Cs, All warranties, representations, terms, conditions and duties implied by law relating to fitness, quality and/or adequacy are excluded to the fullest extent permitted by law.
2. Nothing in these GT&Cs shall exclude any liability which cannot legally be limited, including (but not limited to) liability for:
  - (a) death or personal injury caused by the gross negligence of the Supplier; and
  - (b) fraud or fraudulent misrepresentation by the Supplier; and
  - (c) breach of the terms implied by sections 13 and 15 of the Sale of Goods Act (Ontario), as same may be amended from time to time.
3. The Supplier shall have no liability to the Customer whether arising in contract, tort (including negligence) or otherwise for:
  - (a) any loss (whether direct or indirect) of profits, sales or business revenue, anticipated savings, reputation or goodwill;
  - (b) any special, indirect or consequential loss, costs, damages, charges or expenses however arising; and
  - (c) any business interruption, loss of business, contracts and/or opportunity.
4. Subject to clause X.2, the Supplier's total liability to the Customer in respect of all claims and other losses arising under or in connection with a Contract, whether in contract, tort (including negligence), breach of statutory duty, or otherwise, shall in no circumstances exceed the total price of the Goods under the Contract.

#### XI. INTELLECTUAL PROPERTY RIGHTS

1. To the extent that the Goods are to be provided in accordance with a specification, drawings, models or samples supplied by the Customer, the Customer shall indemnify the Supplier against all liabilities, costs, expenses, damages and losses (including any direct, indirect or consequential loss, loss of profit, loss of reputation and all interest, penalties and legal costs (calculated on a full indemnity basis) and all other professional costs and expenses) suffered or incurred by the Supplier arising out of or in connection with any claim made against the Supplier for actual or alleged infringement of a third party's intellectual property rights arising out of or in connection with the Suppliers' use of the specification, drawing, model or sample for the Goods. This clause XI.1 shall survive termination of the Contract. Where the Supplier receives notification or a claim from a third party alleging its use of a specification, drawing, model or sample provided by the Customer breaches the third party's intellectual property rights, the Supplier shall be entitled to discontinue performing its obligations under the Contract

until the position has been confirmed. If such delay makes it unreasonable or impossible for the Supplier to continue performing its obligations under the Contract, the Supplier shall be entitled to immediately terminate the Contract on notice and the Customer shall be responsible for the payment of all work undertaken or completed by the Supplier up to the date of termination of the Contract.

2. Where a Customer or potential Customer provides drawings and samples to the Supplier and the drawings or samples are not used as part of a Contract, the Supplier shall return such drawings and samples if requested by the Customer or potential Customer and any such costs shall be the responsibility of said Customer or potential Customer. Otherwise, the Supplier shall be entitled to destroy the drawings or samples after 3 months of receiving them from the Customer or potential Customer.
3. The Customer acknowledges that the Supplier owns all the Intellectual Property Rights in the models, moulds, devices, drafts and drawings created or provided by the Supplier or a third party on the Supplier's behalf used in the manufacturing of Goods under a Contract. The Supplier shall ensure that materials used or provided by the Supplier under clause XI.1 under the Contract shall not breach a third party's intellectual property rights in the country where delivery of the Goods shall take place. The Customer shall only be permitted to use such materials in accordance with specific instructions provided by the Supplier.
4. Unless otherwise agreed, the Supplier warrants that on delivery the Goods shall not infringe any third party intellectual property rights in the country where delivery takes place. The Supplier gives no warranty that the Goods will not infringe all third party intellectual property rights in any country other than the country where delivery takes place. Where applicable, it is the responsibility of the Customer to ensure that where it purchases Goods from the Supplier, any onward sale or transfer of such Goods outside of the country where delivery takes place will not infringe the intellectual property rights of any third party. The Customer shall immediately notify the Supplier in writing where it receives or is made aware of any claim from a third party alleging that its use of Goods infringe a third party's intellectual property rights, regardless of where such alleged breach occurs. Where, in the Supplier's opinion (acting reasonably), such a claim is likely to be justified, the Customer shall take all reasonable steps to ensure that it is no longer infringing that third party's intellectual property rights (including but not limited to stopping or modifying its use of the Goods in breach of the third party's intellectual property rights or by procuring a licence from the third party to continue its use of the Goods).

#### XII. GENERAL

1. **Force majeure.** Neither party shall be in breach of the Contract nor liable for delay in performing, or failing to perform, any of its obligations (excluding payment obligations) under the Contract if such delay or failure

is due to a Force Majeure Event. In such circumstances, the affected party will notify the other party of the Force Majeure Event and the time for performance shall be extended by the period during which performance of the obligation has been delayed or failed to be performed. The affected party will use all reasonable endeavours to mitigate the effect of the Force Majeure Event on the performance of its obligations. If the period of delay or non-performance continues for 12 weeks, the party not affected may terminate the Contract by giving 7 days' written notice to the affected party.

2. **Assignment and other dealings.** The Supplier may assign, transfer, charge, subcontract, declare a trust over or deal in any other manner with any of its rights and obligations under a Contract. The Customer shall not assign, transfer, charge, subcontract, declare a trust over or deal in any other manner with any or all of its rights and obligations under a Contract without the Supplier's written consent, which consent may be withheld in its sole discretion.
3. **Notices.** Any notice given to a party under or in connection with a Contract shall be in writing and addressed to the address contained in the Contract (or as otherwise nominated by a party to the other in writing) and shall be deemed to have been delivered on delivery if by hand or within 48 hours of posting if sent by prepaid first class registered post or within 48 hours if sent by email, read receipt required.
4. **Waiver.** No waiver by either party of any provision or part-provision of a Contract shall be considered to be a waiver of any subsequent breach of the same provision or any other provision.
5. **Entire agreement.** The Contract together with these GT&Cs and the Warranty For hanit® Recycled Plastic Products constitutes the entire agreement between the parties and supersedes and extinguishes all previous agreements, promises, assurances, warranties, representations and understandings between them, whether written or oral, relating to the subject matter.
6. **Third party rights.** All third party rights are excluded and no third parties shall have any rights to enforce the Contract.
7. **Variation.** No variation of the Contract these GT&Cs and the Warranty For hanit® Recycled Plastic Products shall be effective unless it is in writing and signed by both parties (or their authorised representatives).
8. **Jurisdiction.** Each party irrevocably agrees that the courts of the Province of Ontario, Canada shall have exclusive jurisdiction to settle any dispute or claim (including non-contractual disputes or claims) arising out of or in connection with this Contract or its subject matter or formation.
9. **Governing law.** The Contract, and any dispute or claim (including any non-contractual disputes or claims) arising out of or in connection with it or its subject matter or formation, shall be exclusively governed by and construed in accordance with the laws of

# WARRANTY FOR hanit® RECYCLED PLASTIC PRODUCTS

## 1. WARRANTY AND DURATION

Subject to any additional terms, conditions or exclusions contained in the applicable version of HAHN Plastics (North America) Ltd.'s General Terms and Conditions of Business ("GT&Cs"), HAHN Plastics (North America) Ltd.'s ("HAHN") warrants that on delivery, and for a period of 20 years from the date of delivery of the product (the "Warranty Period"), the hanit® recycled plastic products shall be delivered free of material defects in design, material and workmanship.

The color of any hanit® recycled plastic products and any changes thereto over time is not a part of this warranty. HAHN expressly disclaims any warranty or liability in respect of variations or changes of color to any hanit® recycled plastic products delivered to the customer.

## 2. MATERIAL PROPERTIES OF hanit® RECYCLED PLASTIC PRODUCTS

hanit® recycled plastic products may show variations in color and dimensions (with a fluctuation of up to +/- 1.5%). hanit® recycled plastic products may vary in surface finish and show production-related textured surfaces, inclusions, and cavities. Due to this, the given weight, dimensions, color and surface finish are approximate only and do not form part of this warranty. For further details, see the applicable version of the GT&Cs.

## 3. WARRANTY CONDITIONS

Subject always to any further conditions contained in the applicable version of GT&Cs and any exclusions, HAHN shall at its option replace and/or repair and/or refund hanit® recycled plastic products after a thorough inspection should our goods be found to be defective during the

Warranty Period in spite of proper installation, application and use.

Installation and application of hanit® recycled plastic products according to assembly and installation instructions are a prerequisite for warranty adjustments.

Any reimbursements of transport costs, installation, re-installation, consequential damage, disassembly, or other costs are excluded from this warranty and the customer shall be solely responsible for the costs of same.

## 4. WARRANTY HANDLING

For correct and speedy processing in case of a warranty claim, please contact HAHN in writing during the Warranty Period and include the following documentation:

- » a copy of the invoice
- » a detailed description of the defect
- » photos and/or a sample of the faulty hanit® recycled plastic products

For more information on how a warranty claim will be processed, see the applicable version of the GT&Cs.

## 5. EXCLUSION OF WARRANTY

In addition to any exclusions or restrictions which are set out in the applicable version of the GT&Cs, the following items do not constitute warranty claims:

- a) defects that can be ascribed to normal wear and tear
- b) defects such as discoloration and expansion caused by weather and climatic conditions

- c) defects caused by actions of the customer or third parties (improper use and assembly, modification of the product, use of parts from other suppliers, inappropriate transport, packaging, and storage)
- d) damage and/or destruction (whether intentional or unintentional) caused by the actions of the customer or third parties

## 6. PRODUCTS NOT BENEFITTING FROM 20 YEAR WARRANTY

In addition to any other excluded hanit® recycled plastic products set out in the applicable version of the GT&Cs, the following hanit® recycled plastic products do not benefit from the 20 year warranty set out herein:

- a) second quality and remaining stock sales (warranty for these hanit® recycled plastic products is restricted to 12 months from the date of delivery)
- b) custom-made hanit® recycled plastic products, industrial profiles, finished parts and systems (warranty for these hanit® recycled plastic products is restricted to 12 months from the date of delivery)
- c) goods not manufactured by companies of the HAHN Group
- d) reinforced posts, warranty for this product is restricted to 5 years from the date of delivery

## 7. PLACE OF JURISDICTION

The place of jurisdiction and governing law of this warranty shall be as set out in the applicable version of the GT&Cs.

# IMPRINT

### HAHN Plastics (North America) Ltd.

50 Northland Road  
Waterloo, ON N2V 1N3  
Canada

**Phone:** (519) 218-8800  
**E-Mail:** info@hahnplastics.ca  
**Web:** www.hahnplastics.ca

### DESIGN

huthwelkersart werbeagentur  
www.huthwelkersart.de

### COPYRIGHT

Reprinting, even of extracts, is prohibited without the written approval of HAHN Plastics Ltd. and, where approval is given, the corresponding reference to the source must be provided. The same shall apply to recording in electronic databases and reproductions on CD-ROM.

### MISCELLANEOUS

HAHN cannot be liable for print errors. Subject to errors; we reserve the right to make any technical changes and improvements. Printed colors may vary slightly from the originals. All product illustrations alike. Product illustrations are not to scale.

### PICTURE CREDITS

zweipunktnull (3D visualisations), HAHN Kunststoffe GmbH, Heisters & Partner, Martin Magunia · Bonn, Regina Recht · www.reginarecht.com, Gettyimages, AdobeStock, Fotolia, iStock, shutterstock











Preserves natural resources

**HAHN Plastics (North America) Ltd.**

50 Northland Road  
Waterloo, ON N2V 1N3  
Canada  
T +1 519 218 8800  
info@hahnplastics.ca  
www.hahnplastics.ca

[www.hahnplastics.ca](http://www.hahnplastics.ca)

---

**HAHN Kunststoffe GmbH**

55483 Hahn-Flughafen, Germany  
[www.hanit.de](http://www.hanit.de)

**HAHN Plastics Ltd.**

Swinton M27 8LJ, United Kingdom  
[www.hahnplastics.com](http://www.hahnplastics.com)

**HAHN France S.A.S.**

57320 Bouzonville, France  
[www.hahnfrance.fr](http://www.hahnfrance.fr)

**HAHN Iberia Plástico Reciclado S.L.U.**

31210 Los Arcos (Navarra), Spain  
[www.hahniberia.com](http://www.hahniberia.com)

**PRECO SYSTEM S.R.L.**

33013 Gemona del Friuli (UD), Italy  
[www.plasticariciclata.it](http://www.plasticariciclata.it)